



Catégoriser

Quelques idées d'activités

1. J'observe chaque carte et je nomme la catégorie à laquelle appartiennent les différentes images.

Les élèves lecteurs peuvent poser l'étiquette du nom de la catégorie sur les images.

2. Je trie les images pour les catégoriser.

Avec aide en utilisant les supports vierges avec un élément donné OU avec le nom de la catégorie si élèves lecteurs.

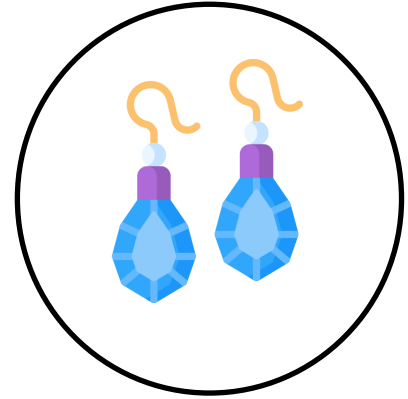
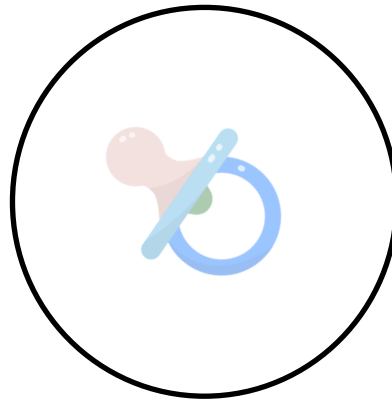




OU sans aide avec des supports vierges.

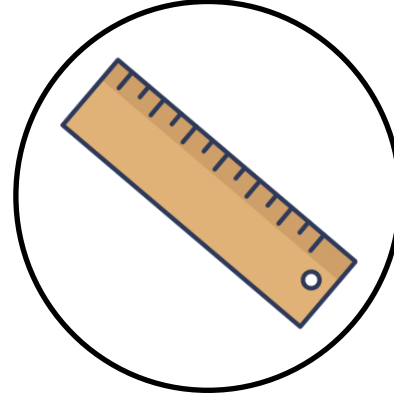




3. Je tire au hasard un plan de jeu avec un indice et je dois retrouver, parmi un ensemble d'images, les images de mon thème.





4. Jeu de pioche : Chacun leur tour, les élèves piochent et doivent placer leur image sur le bon support.



Les fruits	Les légumes
Les animaux de la mer	Les animaux de la ferme
Les métiers	Les fleurs
Les bébés	Les bijoux
Les chaussures	Les vêtements

Les appareils de la cuisine	Les parties du corps
Les meubles	Les instruments de musique
Les outils	Les sacs
Les outils de l'école	Les jouets
Les insectes	Les moyens de transport


















<https://carolecole.over-blog.com/>








<https://carolecole.over-blog.com/>




<https://carolecole.over-blog.com/>




<https://carolecole.over-blog.com/>



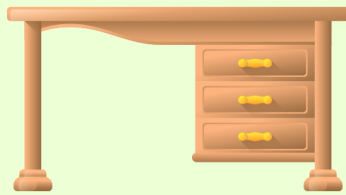







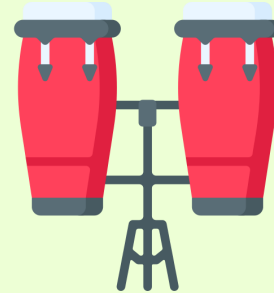
<https://carolecole.over-blog.com/>



<https://carolecole.over-blog.com/>



<https://carolecole.over-blog.com/>



<https://carolecole.over-blog.com/>



<https://carolecole.over-blog.com/>






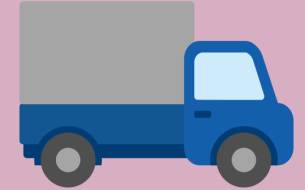


<https://carolecole.over-blog.com/>



<https://carolecole.over-blog.com/>



<https://carolecole.over-blog.com/>







<https://carolecole.over-blog.com/>



<https://carolecole.over-blog.com/>










<https://carolecole.over-blog.com/>




<https://carolecole.over-blog.com/>









<https://carolecole.over-blog.com/>





Les animaux de la mer



Les animaux de la ferme




Les fruits



Les légumes



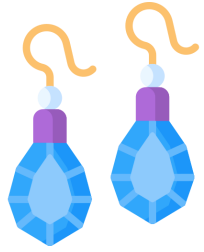
Les métiers



Les fleurs



Les bébés



Les bijoux



Les chaussures




Les vêtements



Les appareils de la cuisine



Les jouets




Les sacs



Les meubles



Les instruments de musique



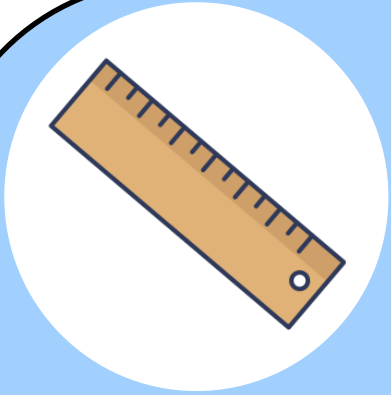
Les outils



Les moyens de transport



Les insectes



Les outils de l'école



Les parties du corps

