

Associer des lettres identiques

Le plan de jeu est en noir et blanc et il faut plastifier et scotcher ensemble les deux pages pour avoir l'alphabet complet. Les citrouilles de couleur sont à découper individuellement.

Il faut ensuite que les enfants placent les citrouilles lettres en couleur sur la lettre identique.

Vous pouvez poser lettres majuscules sur lettres majuscules ou lettres majuscules sur lettres scriptes ou scriptes sur majuscules au choix.







Jeu individuel

ou





Jeu de pioche à 2 : chacun son tour, un joueur pioche une citrouille et la replacer sur son plan de jeu.








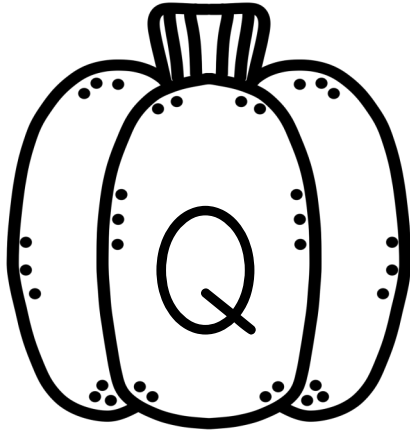

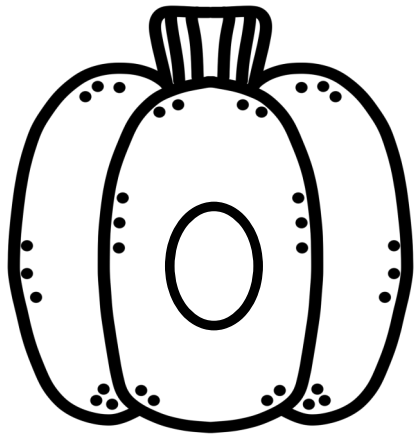
Il faut prévoir un nombre de plans de jeu égal au nombre de joueurs et les citrouilles en couleur en conséquence.

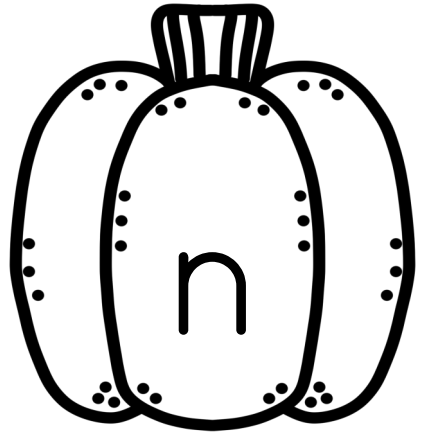












Vous trouverez des plans de jeu avec l'alphabet dans l'ordre et des plans de jeu avec l'alphabet mélangé histoire de varier le jeu.

























<http://carolecole.over-blog.com/>















































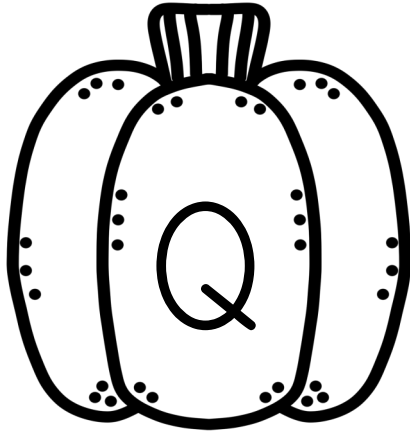




























<http://carolecole.over-blog.com/>

