
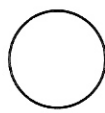

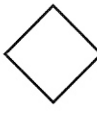
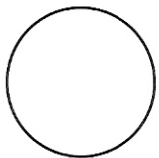


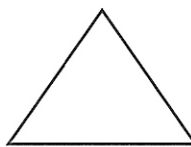





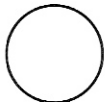




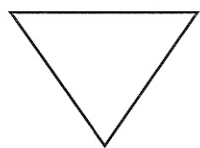
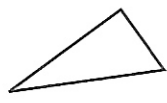


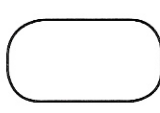
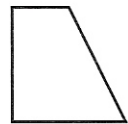
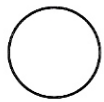
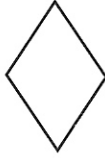
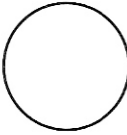
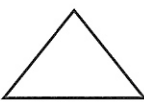

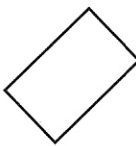



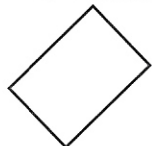

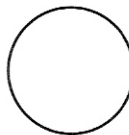

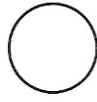

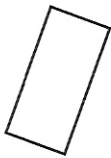
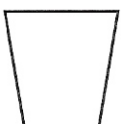

# Séance 37 Nommons les figures

1  Colorie les figures qui sont à leur place.

1

cercles					
rectangles					
carrés					
triangles					

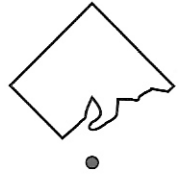
2  Barre les figures qui ne sont pas à leur place.

cercles					
rectangles					
carrés					
triangles					

1 fois

3  Voici des figures déchirées.

Relie-les à leur nom et à leur forme de départ.

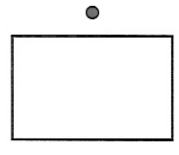
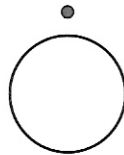
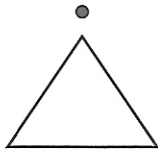





triangle

carré


rectangle

cercle



4 a)  Utilise ta  pour relier :

A et B ; B et C ; C et D ; D et A .




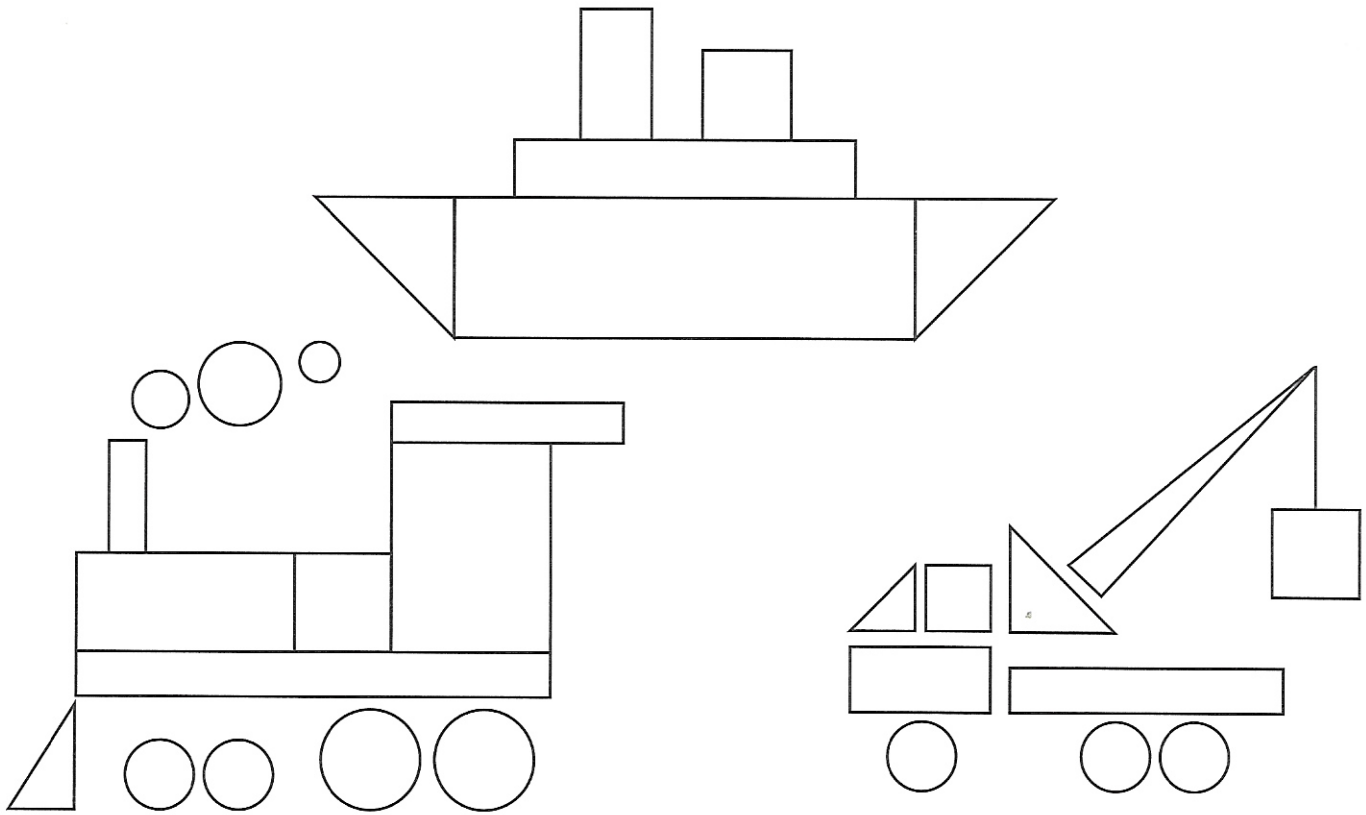
b)  Coche la bonne réponse.


Le  est dans :  un carré  un rectangle.

Le  est dans :  un rectangle  un triangle.

1 Tel

- 5  Repasse les carrés en bleu, les rectangles en vert, les triangles en jaune et les cercles en rouge.



- 6  Colorie l'intérieur des carrés en rouge, des rectangles en bleu et des triangles en vert.

