

# Les formes planes



Maitresse D Zécolles

Les documents sont hébergés sur ce site : <http://mely.futuremaitresse.over-blog.com/> , ils ne peuvent être hébergés ailleurs car ils sont protégés.





« Copyright © Mély Maitresse D Zécolles 2021 – tous droits réservés  
– Les fichiers proposés peuvent être utilisés gratuitement pour une utilisation dans les classes en indiquant l'auteur et la source du document. Si vous utilisez mes fichiers comme base de travail pour en concevoir d'autres, veuillez me citer et faire un lien vers mon blog.  
» - Hébergé par [Overblog](#)





This worksheet is designed for shape recognition. It features a large image of a bicycle wheel on the left side. To the right, there is a vertical column of three boxes, each containing a different shape with a simple face: a pink star at the top, a blue square in the middle, and a red circle at the bottom. The entire page is framed by a decorative border with a repeating pattern of colorful circles and stars.





This worksheet is designed for shape recognition. It features a large image of a green CD in the center. To the right, there is a vertical column of three boxes, each containing a different shape with a simple face: a red circle at the top, a blue square in the middle, and a pink star at the bottom. The entire page is framed by a decorative border with a repeating pattern of colorful circles and stars.

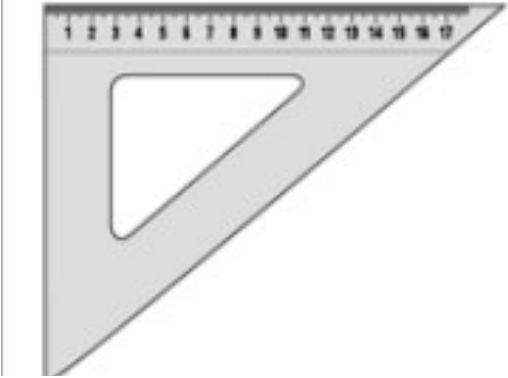



This worksheet is designed for shape recognition. It features a large image of a purple button on the left side. To the right, there is a vertical column of three boxes, each containing a different shape with a simple face: a pink star at the top, a red circle in the middle, and a blue square at the bottom. The entire page is framed by a decorative border with a repeating pattern of colorful circles and stars.





This worksheet is designed for shape recognition. It features a large image of a pizza in the center. To the right, there is a vertical column of three boxes, each containing a different shape with a simple face: a blue square at the top, a red circle in the middle, and a pink star at the bottom. The entire page is framed by a decorative border with a repeating pattern of colorful circles and stars.



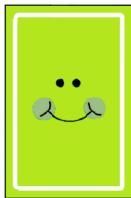


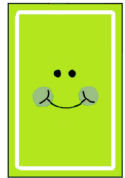






	
	
	


	
	
	




	
	
	










This card features a large egg with a blue background and a green center. The blue area contains the letters of the alphabet (A-Z) and various animals. The green center is blank. To the right is a vertical column of three smaller eggs: a green one with a smile, an orange one with a smile, and a purple one with a tongue sticking out.














This card features a large egg with a white background and a purple floral pattern. To the right is a vertical column of three smaller eggs: a purple one with a tongue sticking out, an orange one with a smile, and a green one with a smile.



This card features a large egg with a white background and a gingerbread man pattern. To the right is a vertical column of three smaller eggs: a purple one with a tongue sticking out, an orange one with a smile, and a green one with a smile.



This card features a large egg with a light brown background and a yellow floral pattern. To the right is a vertical column of three smaller eggs: an orange one with a smile, a purple one with a tongue sticking out, and a green one with a smile.