



#MoodNettlePattern

“The Nettle Dress”

Ladies Sizes 00 to 32

Formatted for both
US Letter & A4 Paper

Trimless Option: This is the fastest! No trimming needed! Place left-side margins over right-side margins, overlapping dashed lines and dots. In the same fashion, top margins will overlap bottom margins. Slight unprinted gaps are normal for this method.

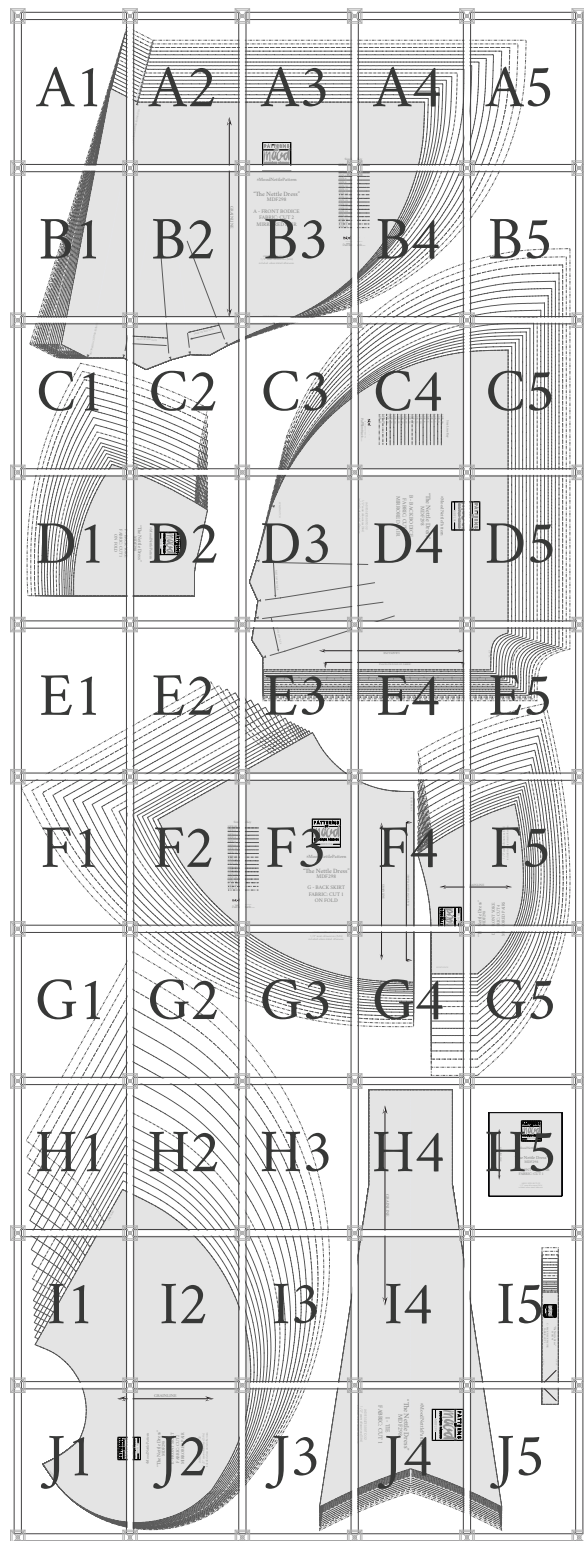
Trimmed Option: This removes any unprinted gaps. Trim along the top and right margins at the dashed lines. Overlap the trimmed margins to the untrimmed margins, matching dashed lines and dots.

Tip! Build rows first, then join the rows together as you go.

©2022 MoodFabrics.com / MoodSewciety.com
Mass production, resale, or distribution of this pattern in any form is strictly prohibited.

STOP!

Print only this page first to check accuracy.
The Mood square to the left should measure 2 inches.
Print “actual size” in “portrait” mode (not auto center).
Formatted for both US Letter & A4 paper sizes.





“The Nettle Dress”

#MoodNettlePattern

Ladies Sizes 00 to 32

BODY MEASUREMENTS IN INCHES

SINGLE SIZES	00	0	2	4	6	8	10	12	14	16	18	20	22	24	26	28	30	32
BUST	31	32	33	34	35	36	37.5	39	40.5	42.5	44.5	46.5	48.5	50.5	52.75	55	57.25	59.5
WAIST	23	24	25	26	27	28	29.5	31	32.5	34.5	36.5	38.5	40.5	42.5	44.75	47	49.25	51.5
HIPS	34	35	36	37	38	39	40.5	42	43.5	45.5	47.5	49.5	51.5	53.5	56	58.5	61	63.5

APPROXIMATE FINISHED GARMENT MEASUREMENTS - IN INCHES

SINGLE SIZES	00	0	2	4	6	8	10	12	14	16	18	20	22	24	26	28	30	32
BUST	34	35	36	37	38	39	40	41.5	43	45	47	49	51	53	55.25	57.5	59.75	62
WAIST	24	25	26	27	28	29	30	31.5	33	35	37	39	41	43	45.25	47.5	49.75	52
HIPS	36	37	38	39	40	41	42	43.5	45	47	49	51	53	55	57.5	60	62.5	65
LENGTH*	27.25	34.50	35.00	35.50	36.00	36.50	37	37.50	38.00	38.50	39.00	39.50	40.00	40.50	41.00	41.50	42.00	42.50

*Measured from top of shoulder to bottom of front hem.

Drafted for woven fabrics, but may work for stable knits. There is a slight overlap at the bodice waist, with an extended wrap depth at the yoke. Fit is adjustable with the waist tie. Bust has a free fit due to the cape sleeve, which does not have an armhole.

We love creating these free patterns for the community and we want to keep them free! In return, we hope you check out MoodFabrics.com for your next project!

Want to use one of our patterns to make a garment to sell? Our patterns are royalty-free! We just ask that you credit us with MoodSewciety.com or MoodFabrics.com in your product description.

♥ The Mood Sewciety Team

FOR SEWING INSTRUCTIONS:

Scan the QR code or visit
MoodSewciety.com and search
“MDF298”



1/2” seam allowances (SA’s) included
unless stated otherwise.

©2022 MoodFabrics.com / MoodSewciety.com
Mass production, resale, or distribution of this
pattern in any form is strictly prohibited.



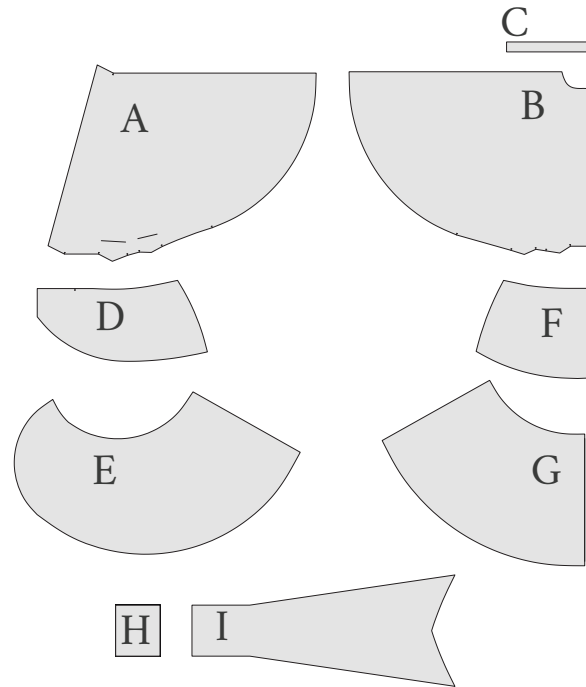
MDF298

“The Nettle Dress”

Ladies Sizes 00 to 32

#MoodNettlePattern

A	A - FRONT BODICE FABRIC: CUT 2 MIRRORED PAIR
B	B - BACK BODICE FABRIC: CUT 2 MIRRORED PAIR
C	C - BACK NECK FACING FABRIC: CUT 1
D	D - FRONT YOKE FABRIC: CUT 4 MIRRORED PAIRS
E	E - FRONT SKIRT FABRIC: CUT 2 MIRRORED PAIR
F	F - BACK YOKE FABRIC: CUT 1 ON FOLD
G	G - BACK SKIRT FABRIC: CUT 1 ON FOLD
H	H - FRONT RING TAB FABRIC: CUT 1
I	I - TIE FABRIC: CUT 1



Size Line Key

SIZE 00	_____
SIZE 0	_____
SIZE 2	_____
SIZE 4	_____
SIZE 6	_____
SIZE 8	_____
SIZE 10	_____
SIZE 12	_____
SIZE 14	_____
SIZE 16	_____
SIZE 18	_____
SIZE 20	_____
SIZE 22	_____
SIZE 24	_____
SIZE 26	_____
SIZE 28	_____
SIZE 30	_____
SIZE 32	_____

FOR SEWING INSTRUCTIONS:

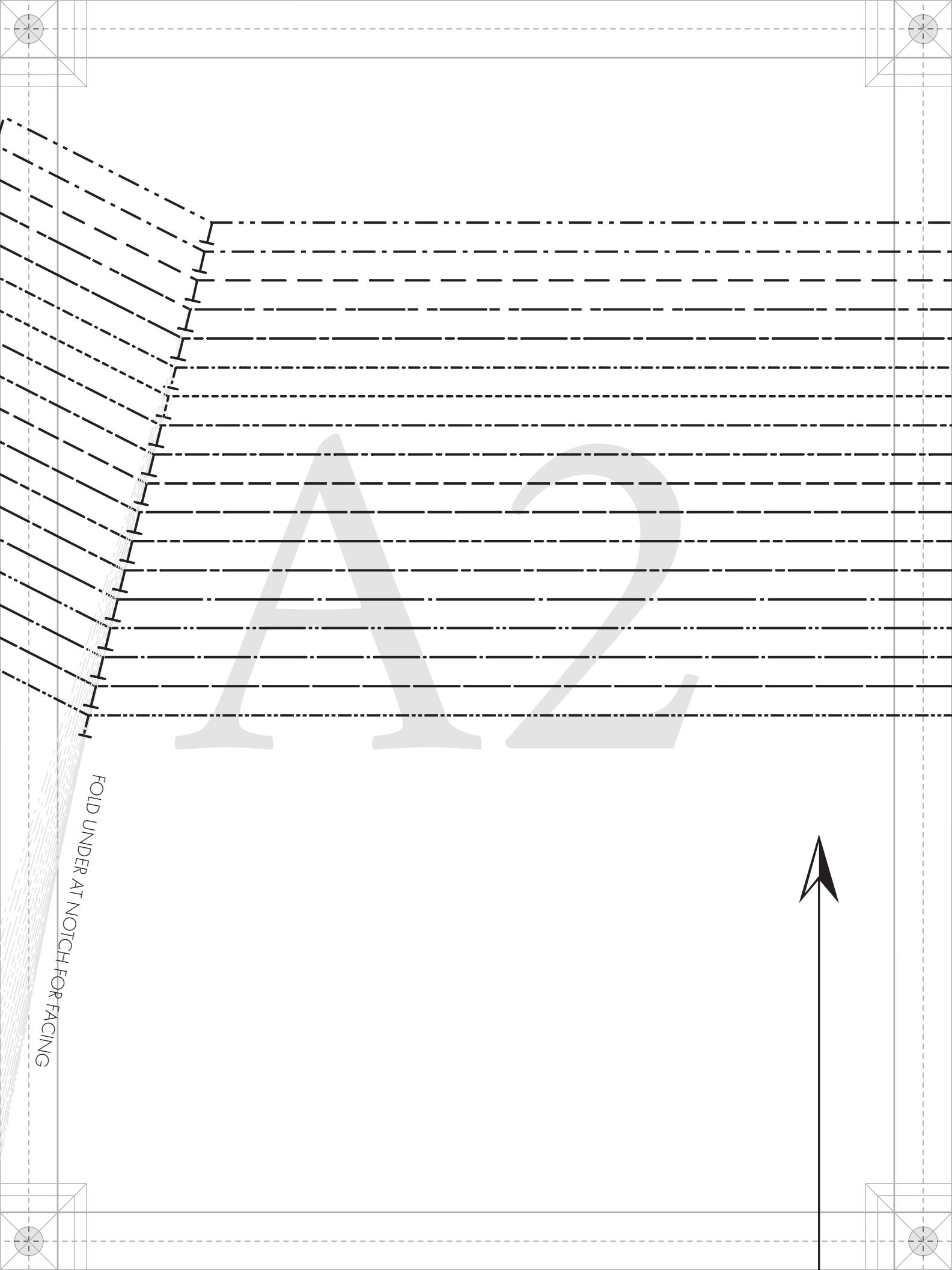
Scan the QR code or visit
MoodSewciety.com and search
"MDF298"



1/2" seam allowances (SA's) included
unless stated otherwise.

A1

FOR FACING



FOLD UNDER AT NOTCH FOR FACING

A2



A 3

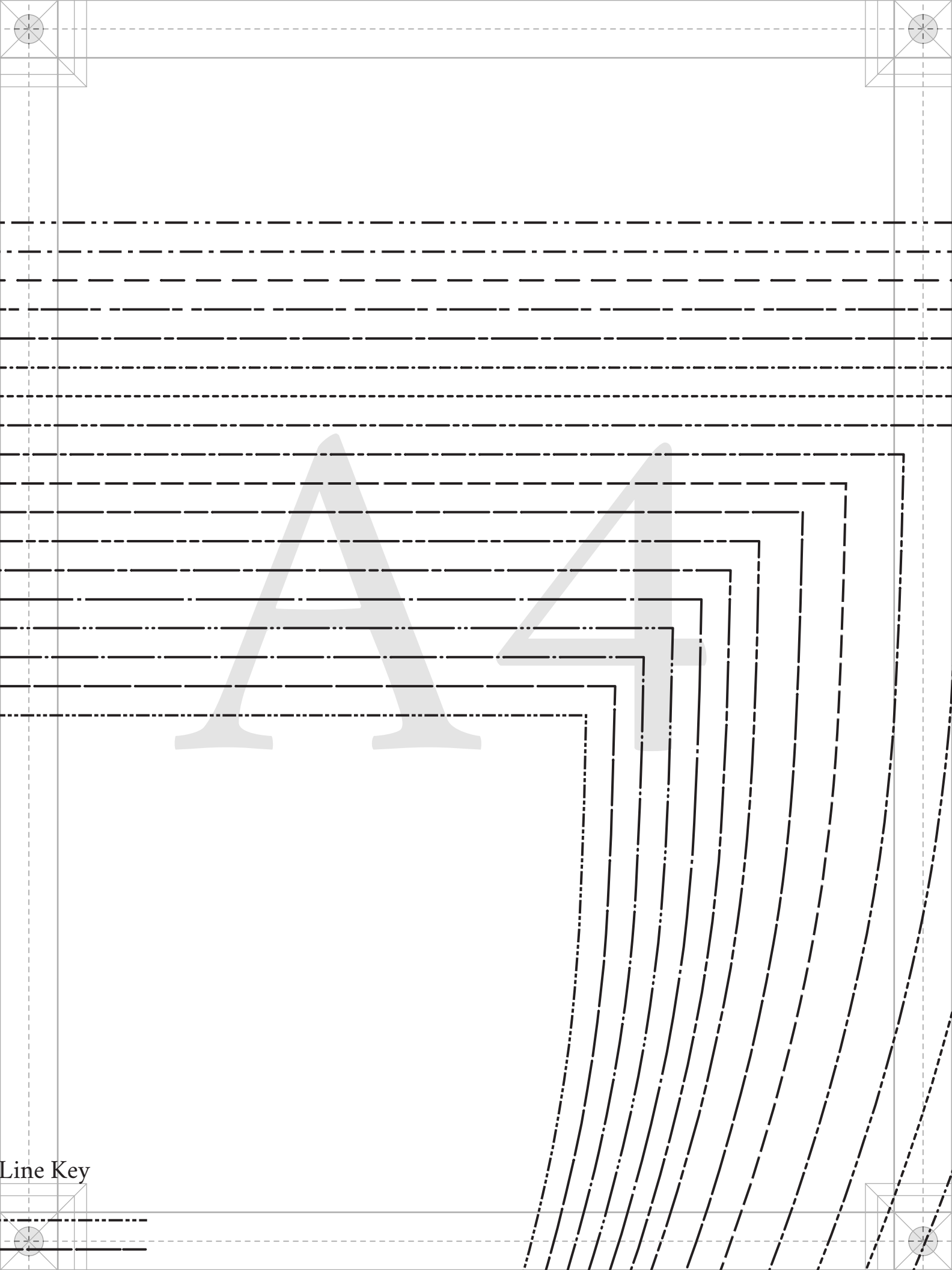
PATTERNS
BY
maood
DESIGNER FABRICS
MDF298

Size Line K

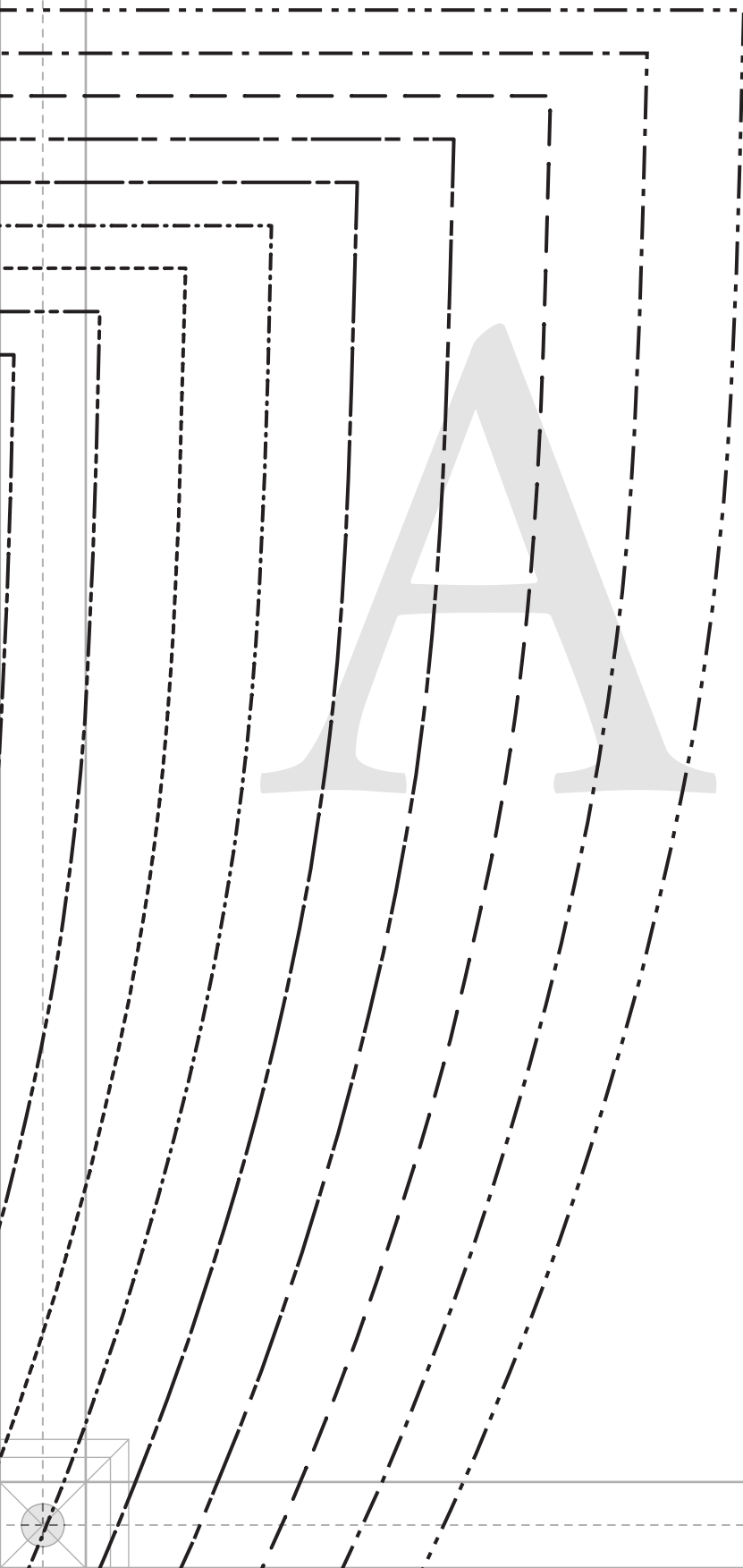
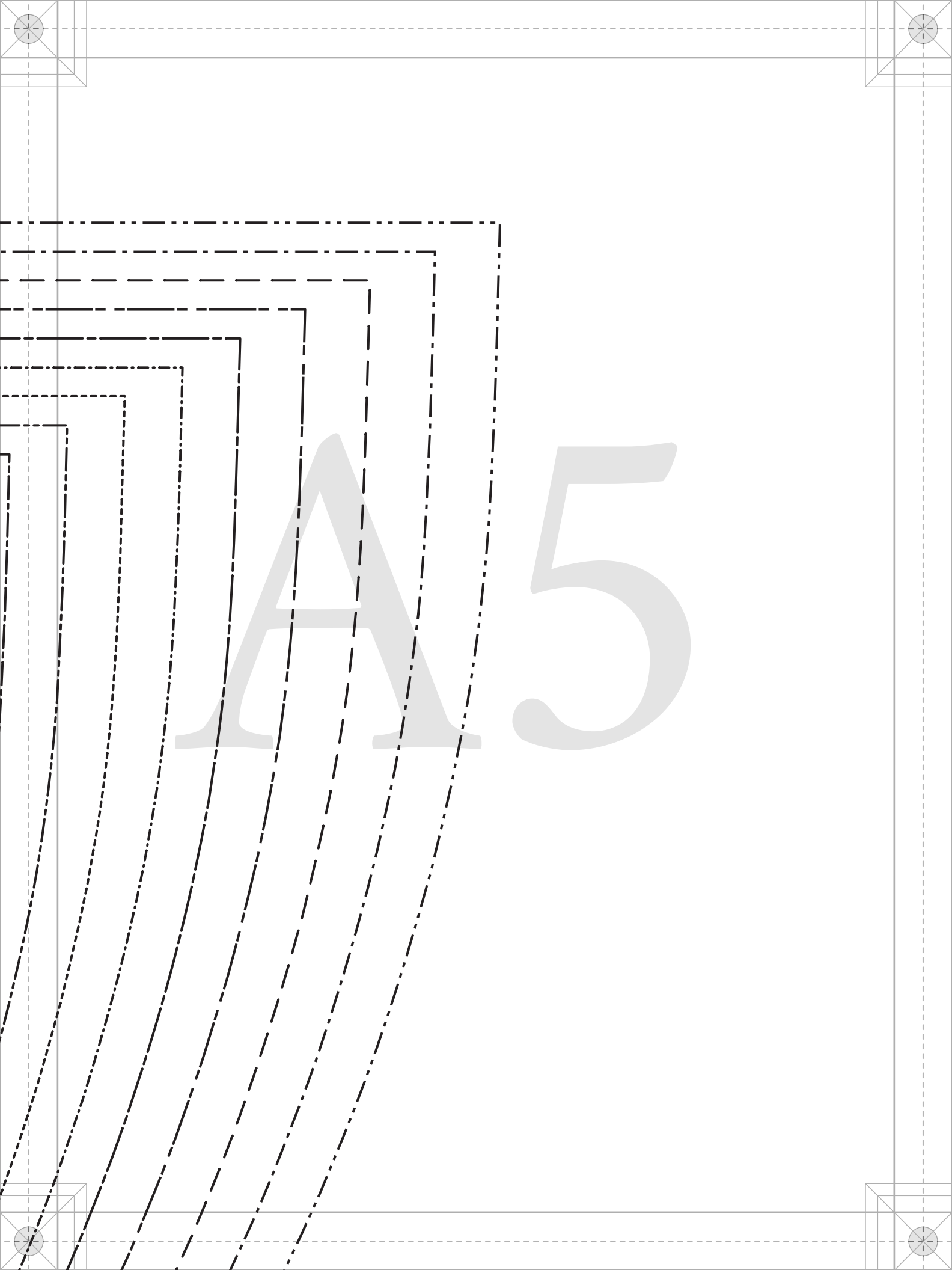
SIZE 00

SIZE 0

SIZE 2



Line Key




A 5

BN

FOLD

GRAINLINE

B2



MDF298

- SIZE 0
- SIZE 2
- SIZE 4
- SIZE 6
- SIZE 8
- SIZE 10
- SIZE 12
- SIZE 14
- SIZE 16
- SIZE 18
- SIZE 20
- SIZE 22
- SIZE 24
- SIZE 26
- SIZE 28
- SIZE 30
- SIZE 32

#MoodNettlePattern

“The Nettle Dress” MDF298

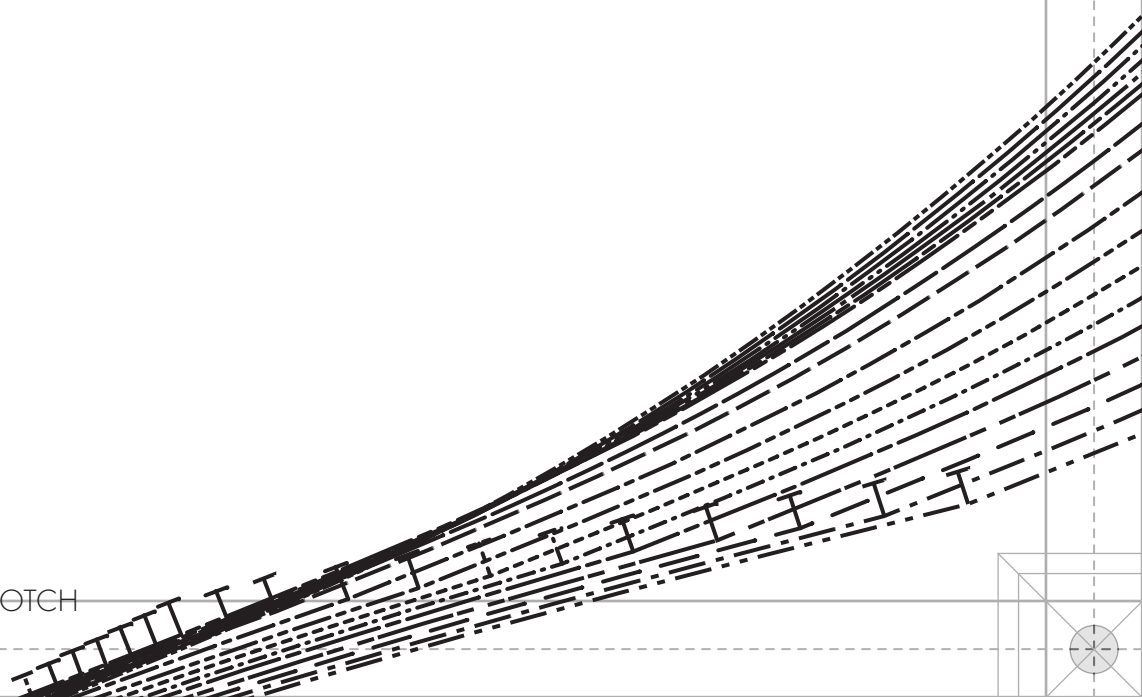
A - FRONT BODICE
FABRIC: CUT 2
MIRRORED PAIR

B3

LADIES SIZES 00 TO 32
1/2" seam allowances (SA's)
included unless stated otherwise.

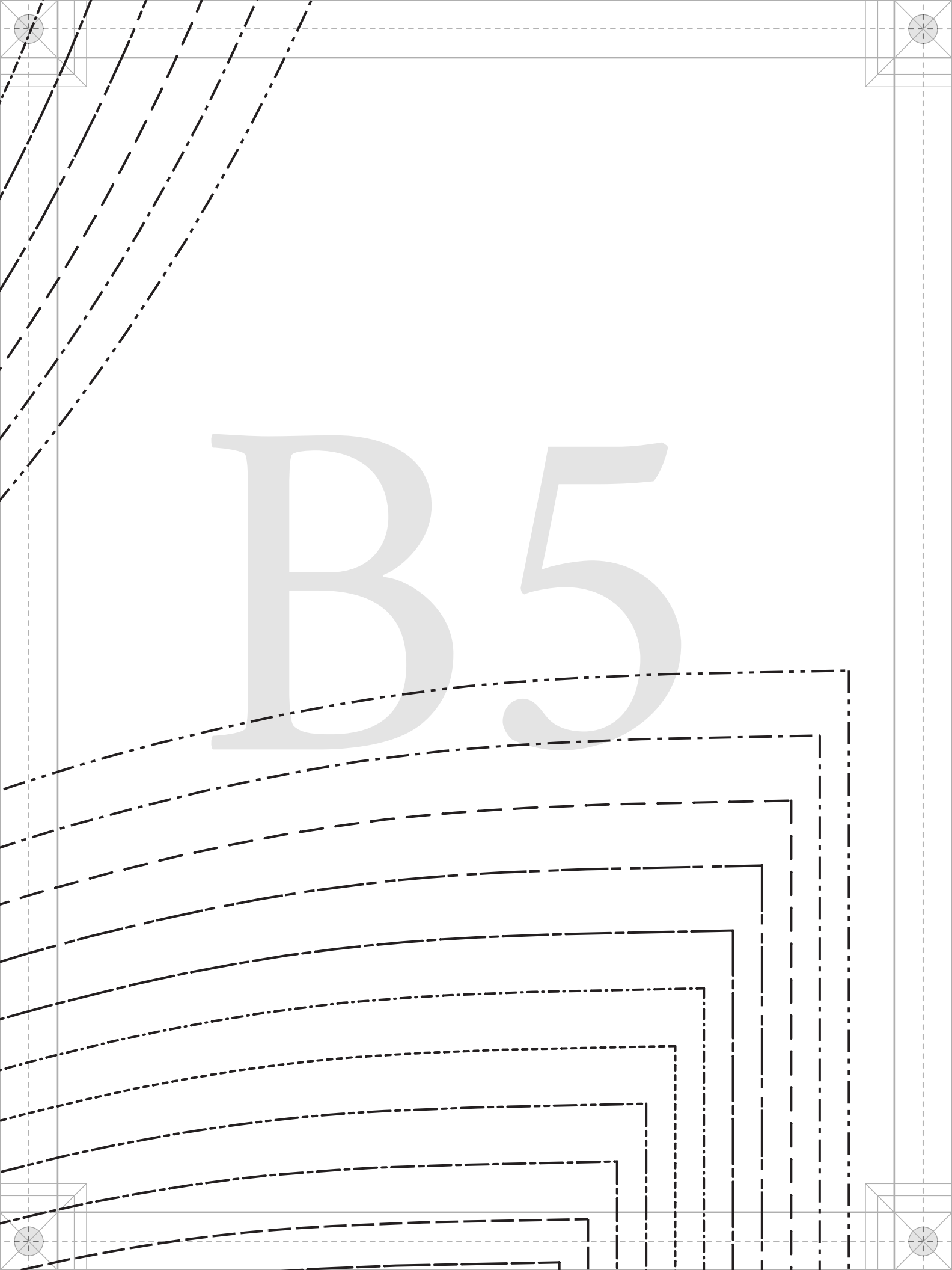
mood SEWING
IN COLLABORATION
PaTternHa

WAIST NOTCH

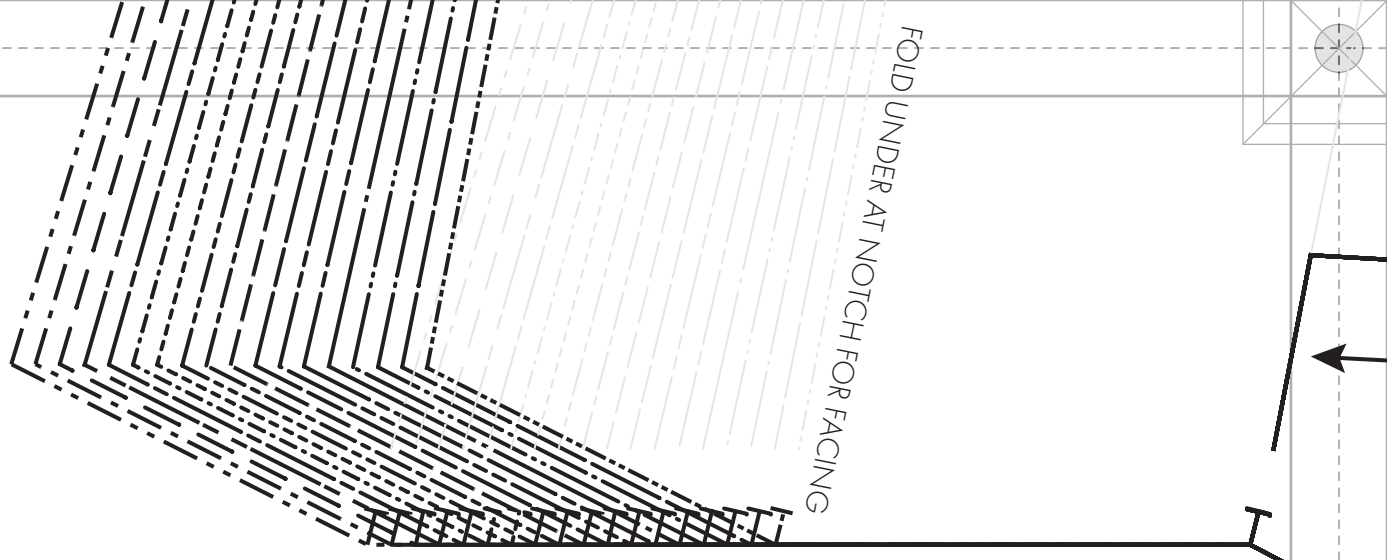


SEWCIETY
COLLABORATION WITH
SewHack.com


154

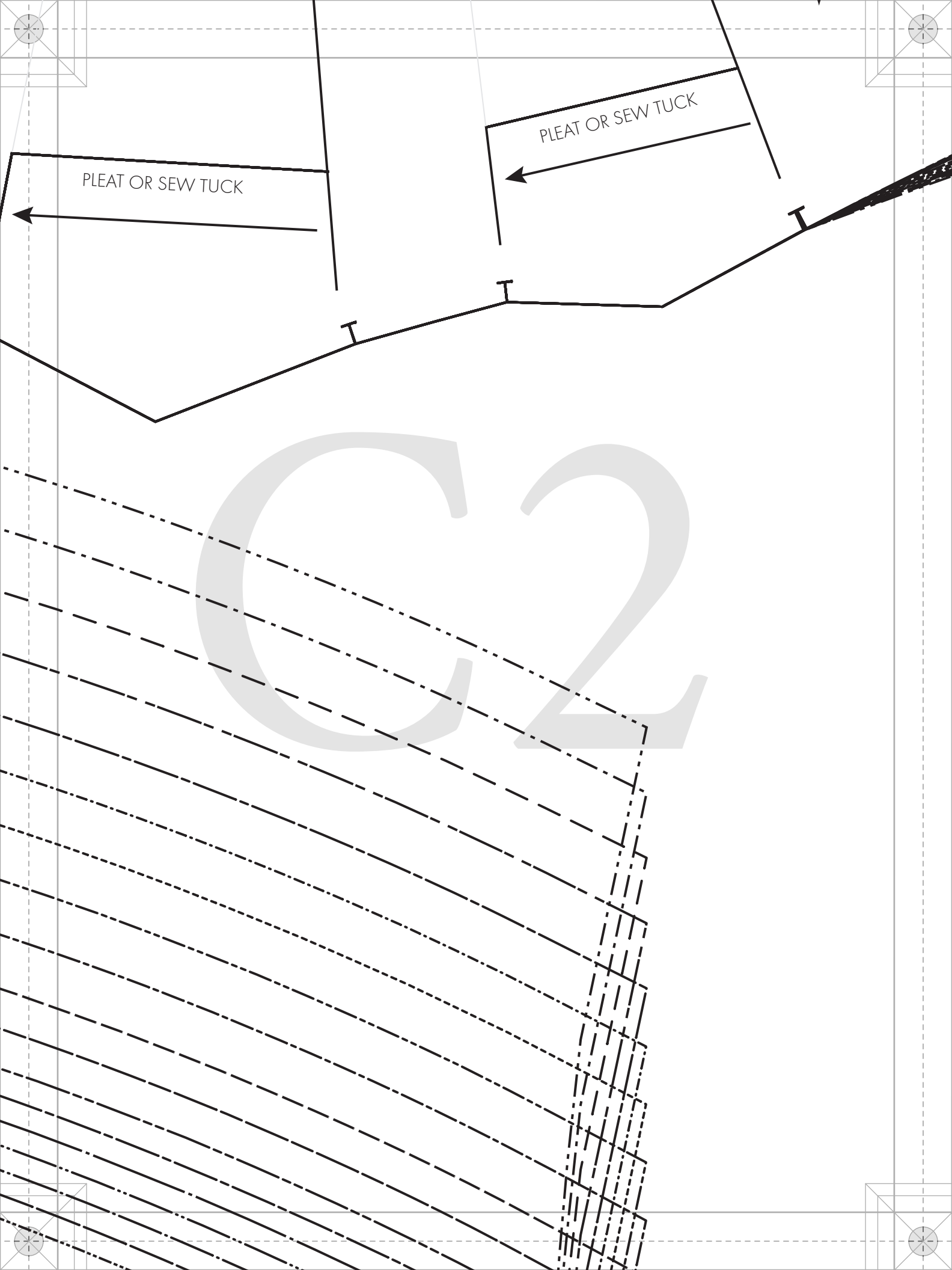


FOLD UNDER AT NOTCH FOR FACING



G
1






PLEAT OR SEW TUCK

PLEAT OR SEW TUCK

C2




CS

FITTING




Size Line Key


- SIZE 00 _____
- SIZE 0 _____
- SIZE 2 _____
- SIZE 4 _____
- SIZE 6 _____
- SIZE 8 _____
- SIZE 10 _____
- SIZE 12 _____
- SIZE 14 _____
- SIZE 16 _____
- SIZE 18 _____
- SIZE 20 _____
- SIZE 22 _____
- SIZE 24 _____
- SIZE 26 _____
- SIZE 28 _____
- SIZE 30 _____
- SIZE 32 _____



5



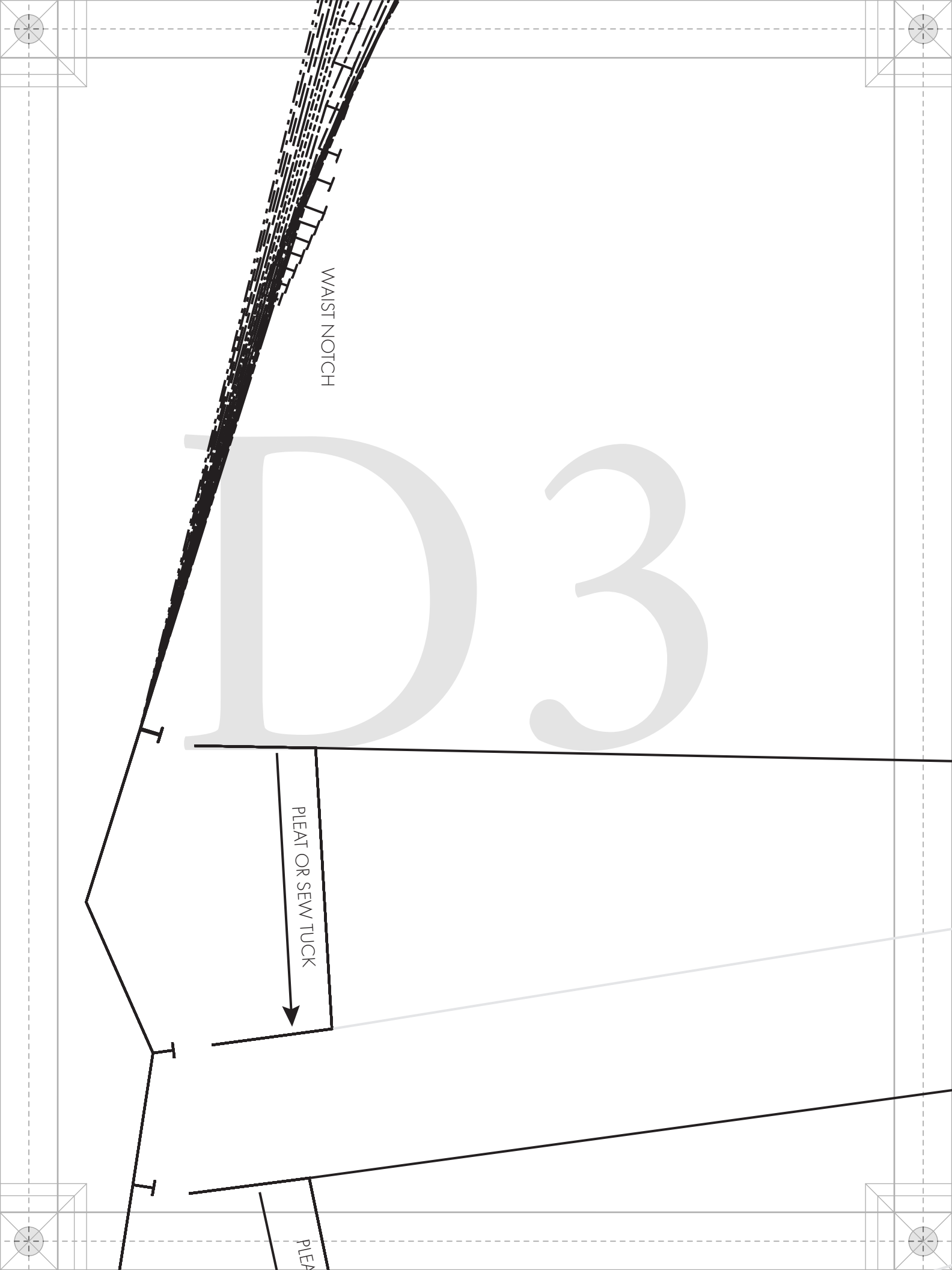
F - BACK YOKE
FABRIC: CUT 1
ON FOLD



P A T T E R N S
BY
mood
DESIGNER FABRICS
MDF298

#MoodNettlePattern

“The Nettle Dress”
MDF298



WAIST NOTCH

D3

PLEAT OR SEW TUCK

PLEAT

Mooda

DESIGNER FABRICS

MDF298

#MoodNettlePattern

“The Nettle Dress”
MDF298

B - BACK BODICE
FABRIC: CUT 2
MIRRORED PAIR

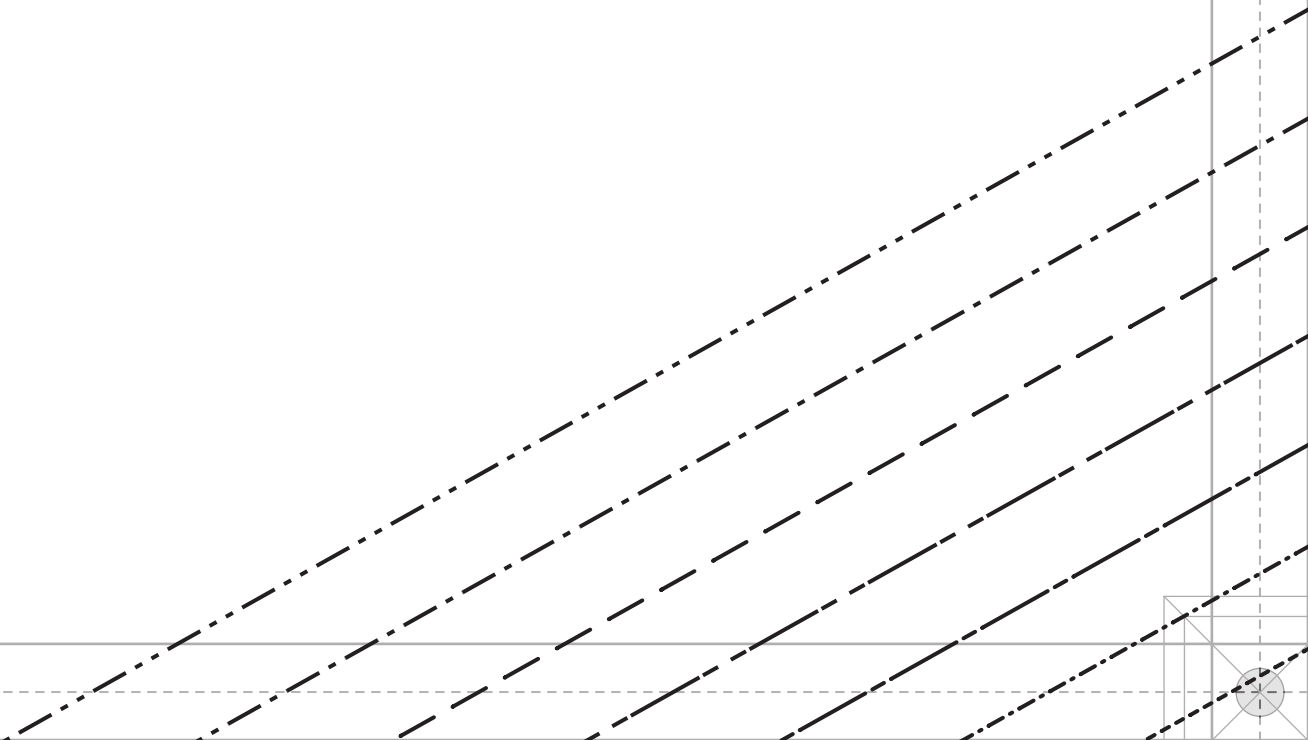


LADIES SIZES 00 TO 32
1/2" seam allowances (SA's)
included unless stated otherwise.


Muse
BY
PATTERNS

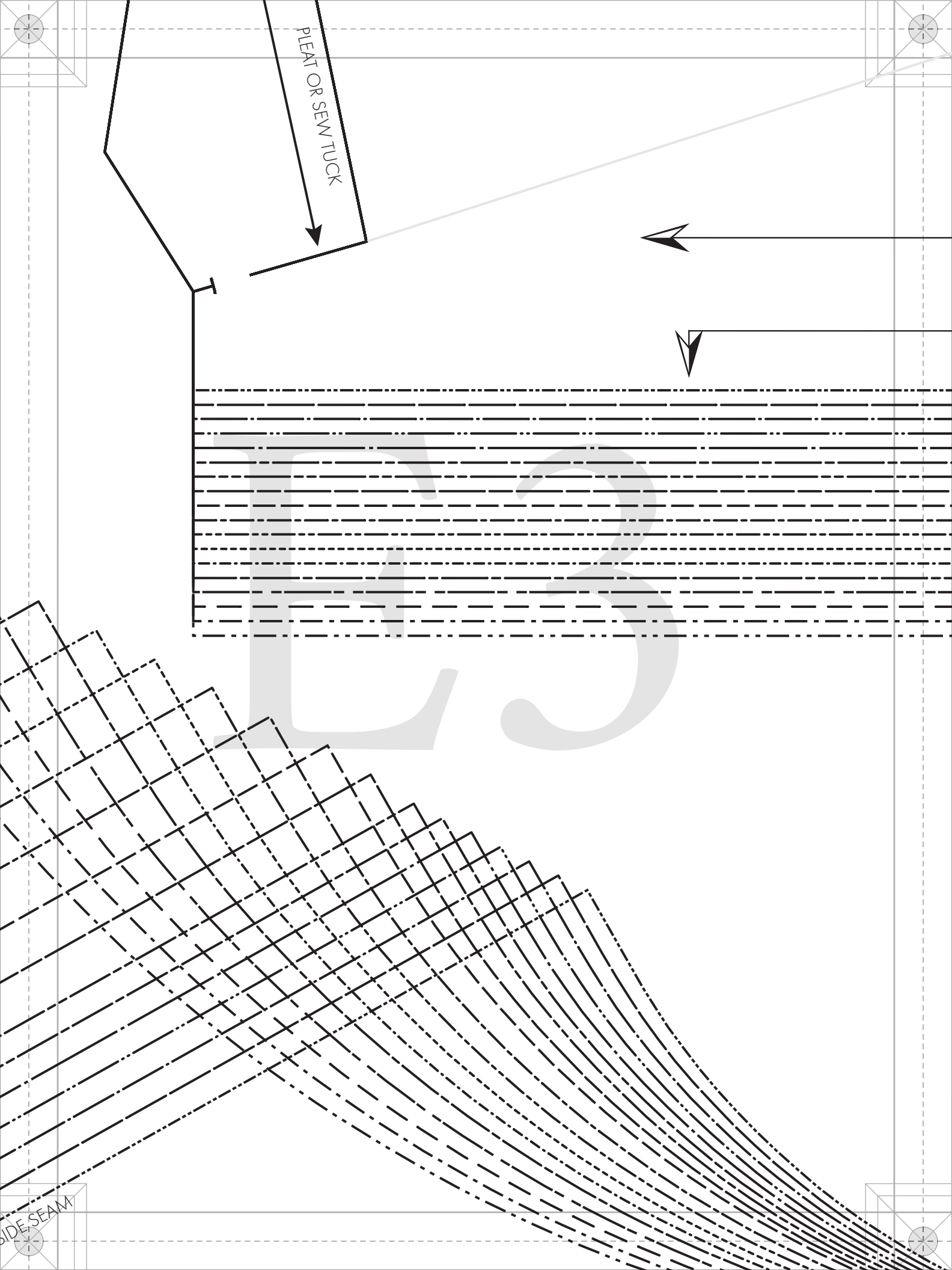
D 5

E1



E2



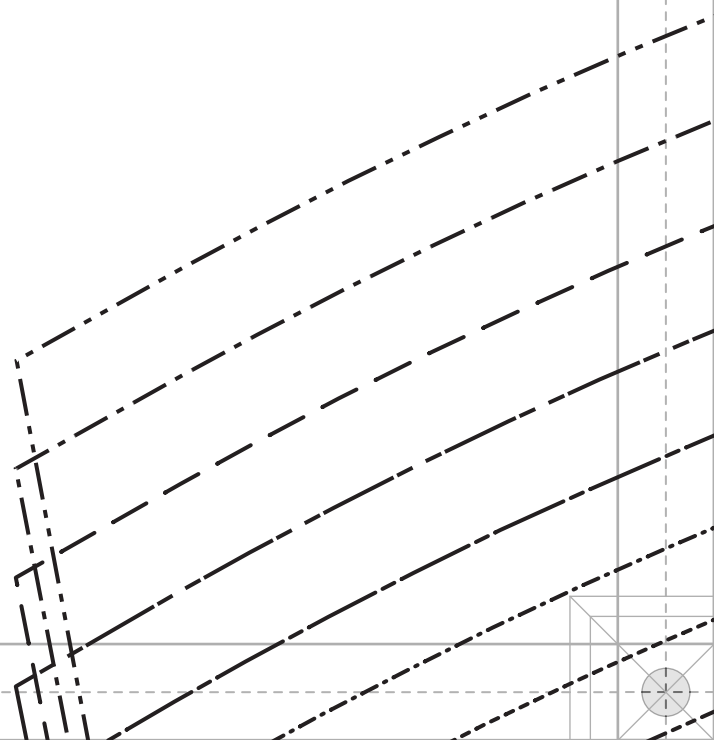



PLEAT OR SEW TUCK

SIDE SEAM

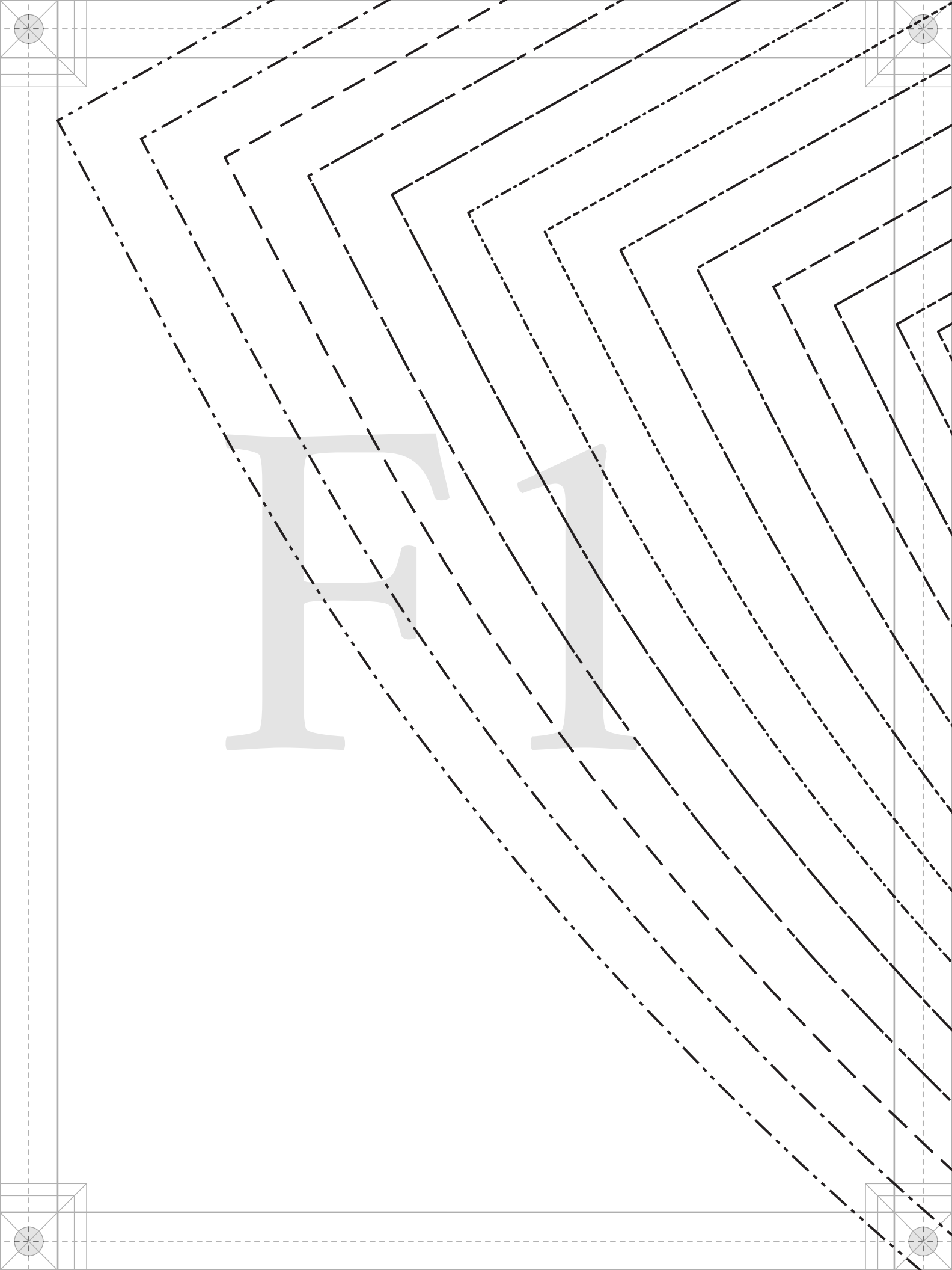
GRAINLINE

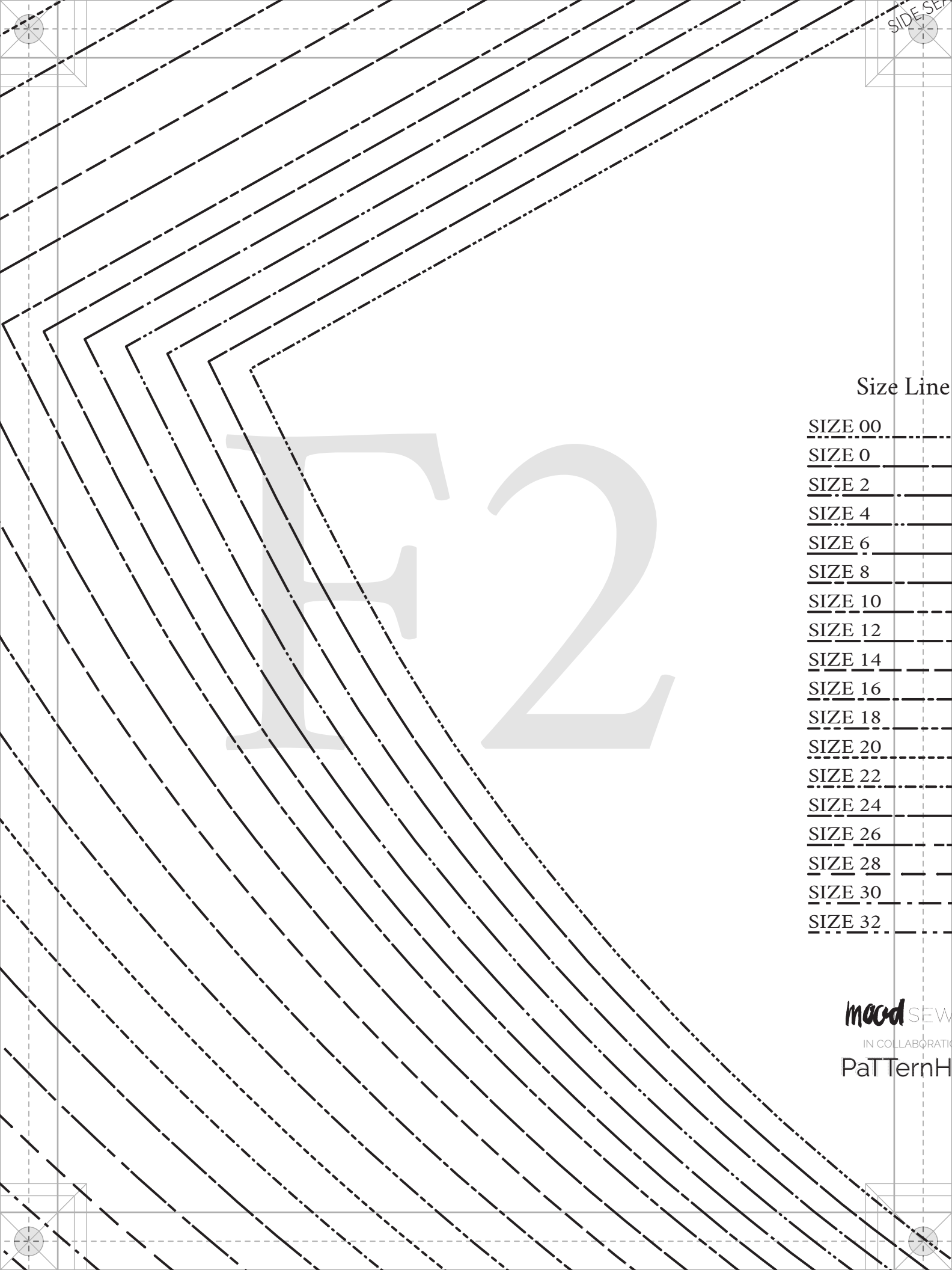
PLACE ON FOLD OF FABRIC





3/8" SA





SIDE SEAM

Size Line

SIZE 00

SIZE 0

SIZE 2

SIZE 4

SIZE 6

SIZE 8

SIZE 10

SIZE 12

SIZE 14

SIZE 16

SIZE 18

SIZE 20

SIZE 22

SIZE 24

SIZE 26

SIZE 28

SIZE 30

SIZE 32

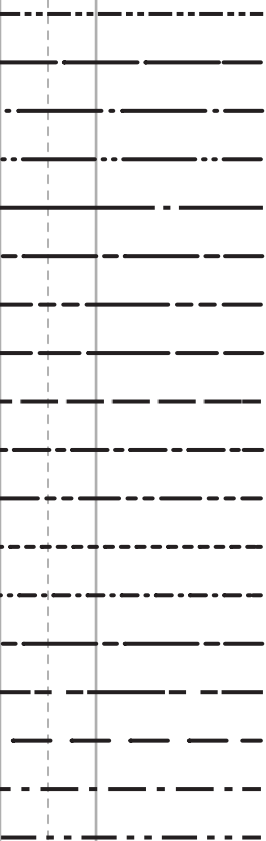
E2

mood SEW

IN COLLABORATION

PaTternH

Line Key



F

S




#MoodNettlePattern

“The Nettle Dress”
MDF298

G - BACK SKIRT
FABRIC: CUT 1
ON FOLD

SEW SOCIETY
COLLABORATION WITH
FernHack.com



CENTER BACK

GRAINLINE

PLACE ON FOLD OF FABRIC

PATTERNS
BY
mood
DESIGNER FABRICS
— MDF298 —

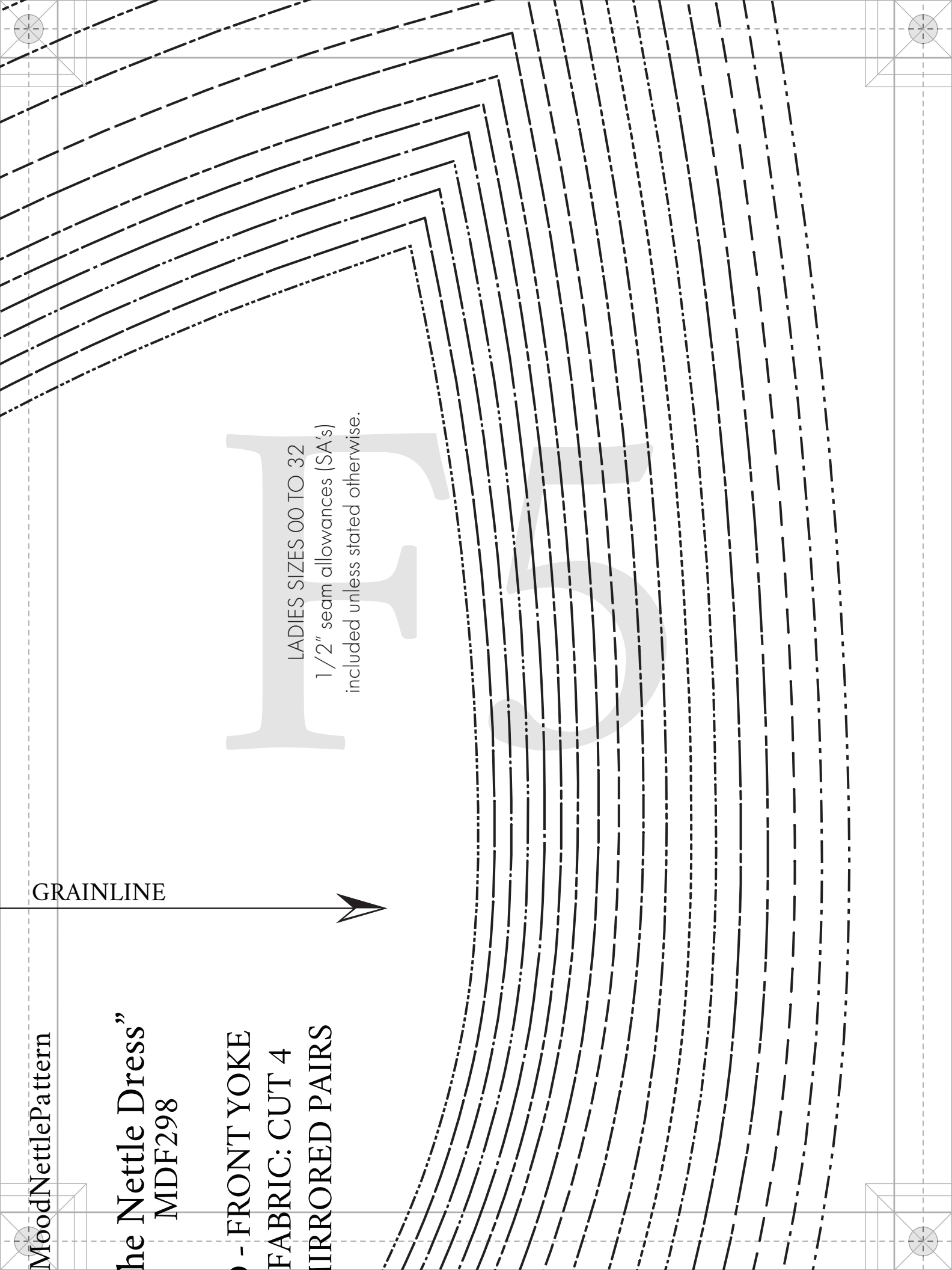
The Nettle Dress” MDF298

0 - FRONT YOKE
FABRIC: CUT 4
MIRRORED PAIRS

GRAINLINE



LADIES SIZES 00 TO 32
1/2" seam allowances (SA's)
included unless stated otherwise.



G 1




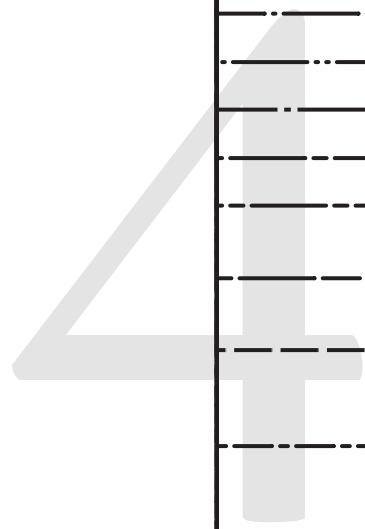

G2

LADIES SIZES 00 TO 32
1/2" seam allowances (SA's)
included unless stated otherwise.

GBS



BODICE EDGE



#Moo

"The N
N

D - FI

FAB

MIRR

Q5

Handwritten letters 'H', 'H', and 'I' in a light gray font, overlaid on a pattern of diagonal dashed lines.

SIDE SEAM

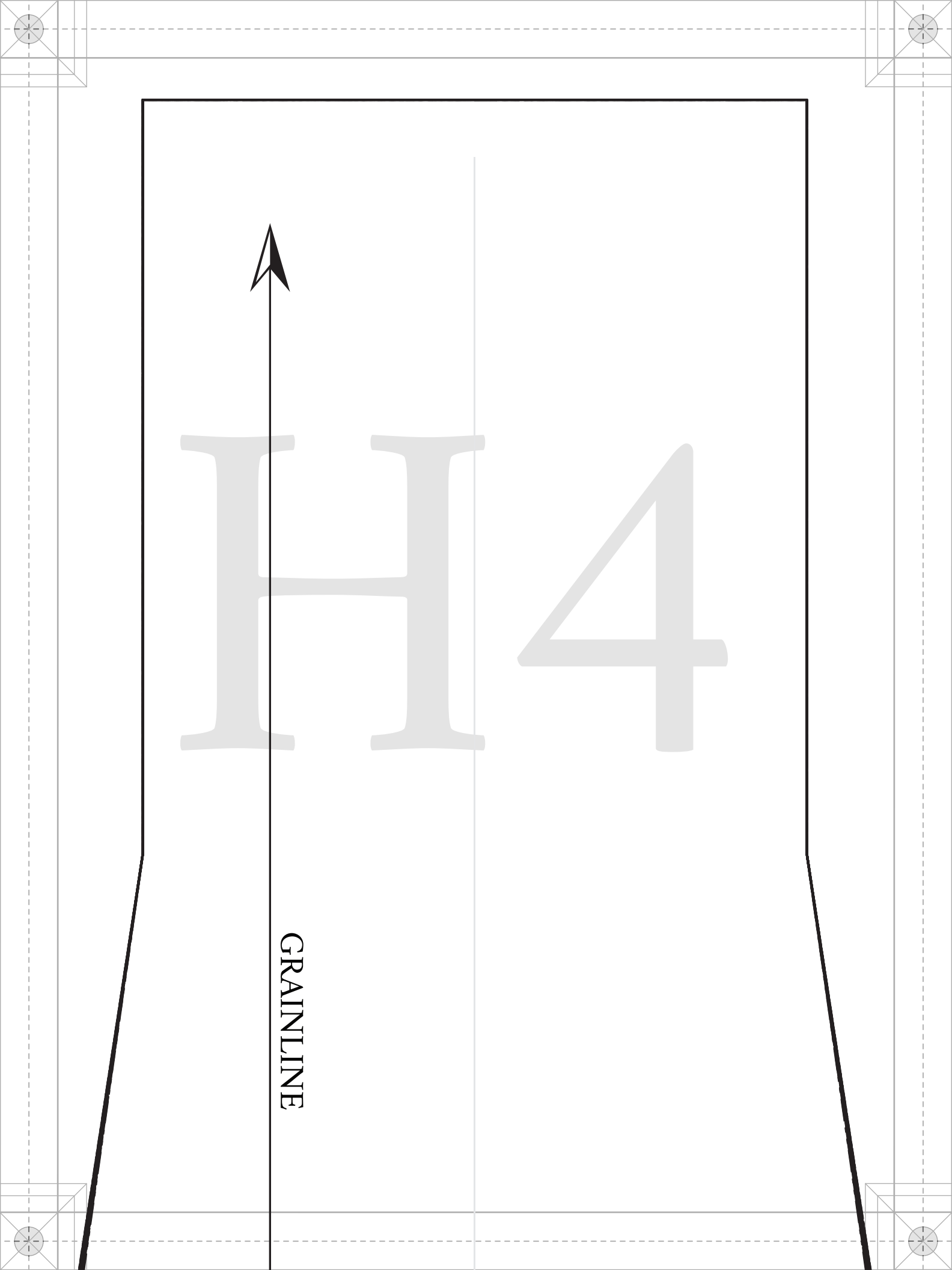
HI 2

ИИБ

H4



GRAINLINE





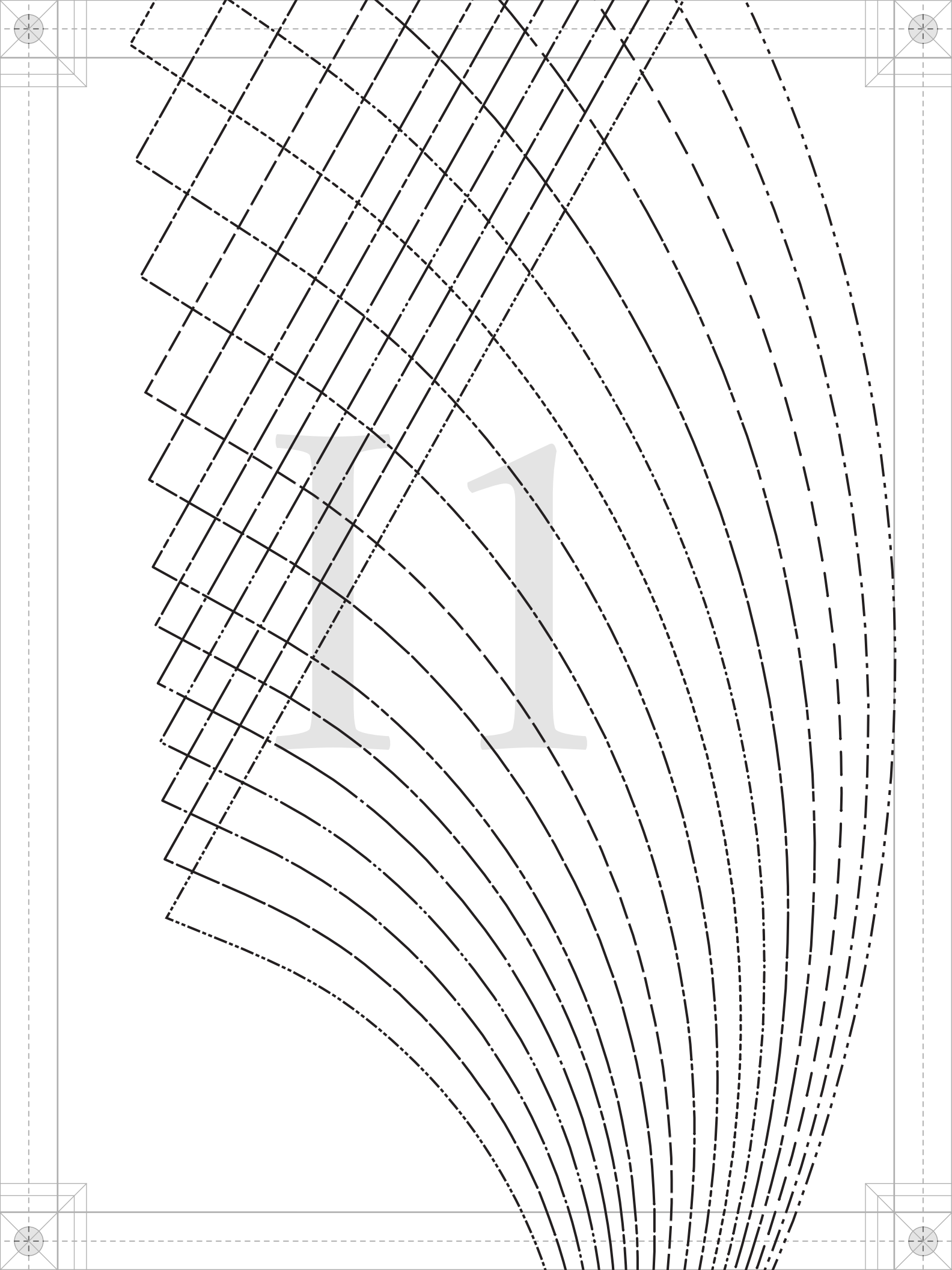
#MoodNettlePattern

**“The Nettle Dress”
MDF298**


**H - FRONT RING TAB
FABRIC: CUT 1**

LADIES SIZES 00 TO 32
1/2" seam allowances (SA's)
included unless stated otherwise.





I 2



I 4

15

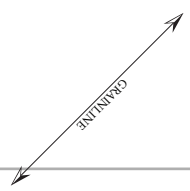


“The Nettle Dress”
MDF298

C - BACK NECK FACING
FABRIC: CUT 1

3/8" SA

3/8" SA




PATTERNS
BY
maesd



J1

FRONT



MOUSA

DESIGNER FABRICS

MDF298

#MoodNettlePattern

“The Nettle Dress” MDF298

E - FRONT SKIRT
FABRIC: CUT 2
MIRRORED PAIR

LADIES SIZES 00 TO 32
1/2" seam allowances (SA's)
included unless stated otherwise.

GRAINLINE





JB

P A T T E R N S

BY

Mood

DESIGNER FABRICS

MDF298

#MoodNettlePattern

“The Nettle Dress”

MDF298

I - TIE

FABRIC: CUT 1

LADIES SIZES 00 TO 32

1/2" seam allowances (SA's)

included unless stated otherwise.

