

# QUILT ART DESIGNS

---

ALL QUILT ART PATTERNS ARE FOR PRIVATE USE ONLY.



**Bear (17/pp175)**

**12 Days of Christmas 2017**

© Quilt Art Designs 2017

[quiltartdesigns.blogspot.com](http://quiltartdesigns.blogspot.com)

# QUILT ART DESIGNS

---

**Tips:** Shorten your stitch length to between 1.2 and 1.5 before you sew. It will make the paper easier to tear off afterwards. Make sure to cover all the seam allowance (1/4") with fabric.

Please do not copy or redistribute this pattern in any form. You may sell items that you have made but not mass produced items. If you sell online or show a picture of your made item, you must include "Pattern designed by Quilt Art Designs"

Any questions? feel free to e-mail me: [janeenvn@gmail.com](mailto:janeenvn@gmail.com)

## **You will need:**

Scraps of different colours from your stash

Block measures 10" (25cm) and is on the intermediate level

Pattern prints to an A4 size paper.

## **Block Assembly:**

**Make all segments first before joining them together –**

C + D

Join CD to B

E + F

Join BCD to E

Join BEF to A

Join BDE to G

I + J

Join IJ to H

Join IJ to K

# QUILT ART DESIGNS

---

Join FEG to HIK

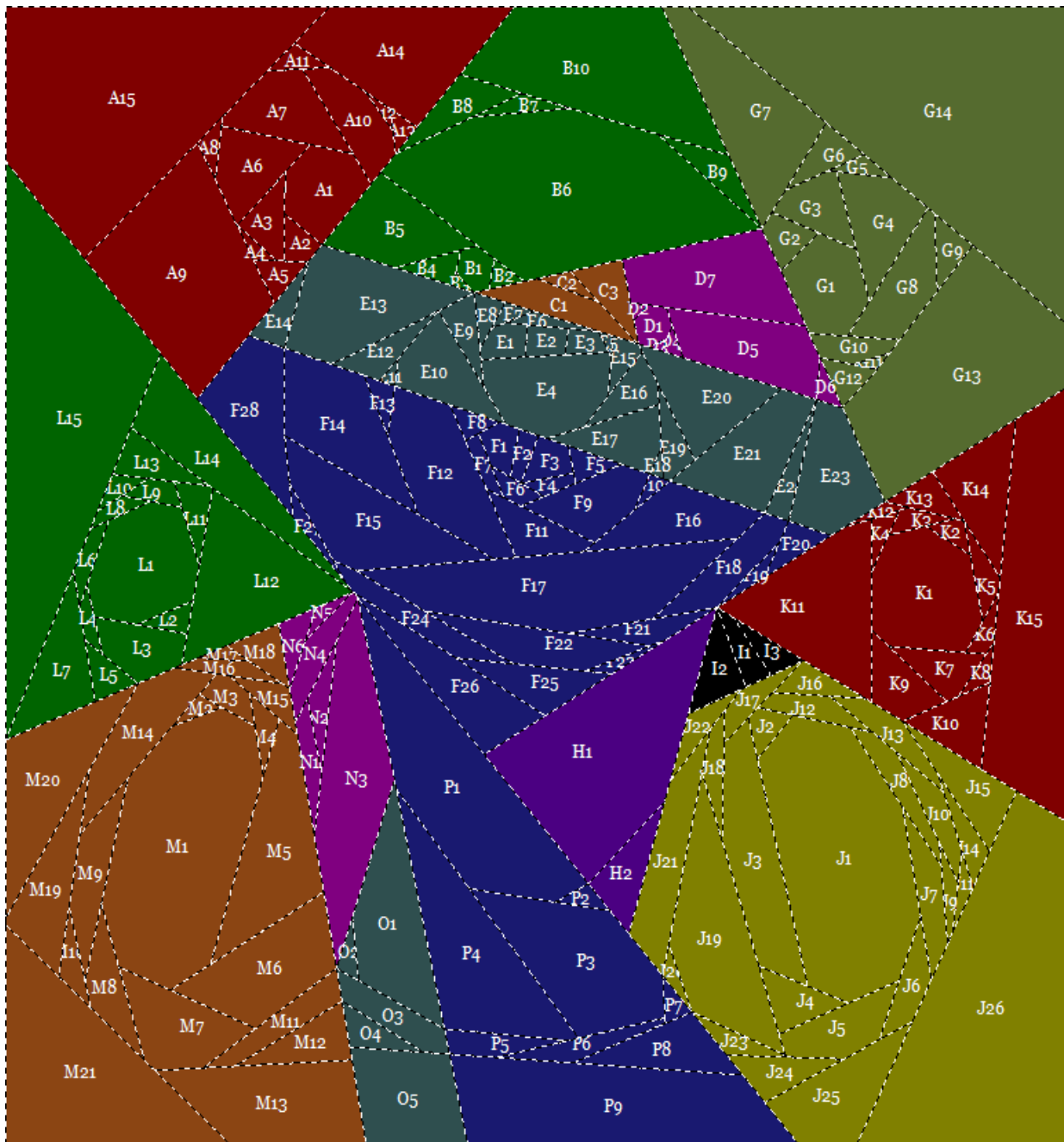
N + O



Join NO to P

Join NO to M


Join MN to L

Join LNP to AFHJ







#1, used 84x, fabric 4 in



#2, used 58x, fabric 4 in



#3, used 25x, fabric 4 in

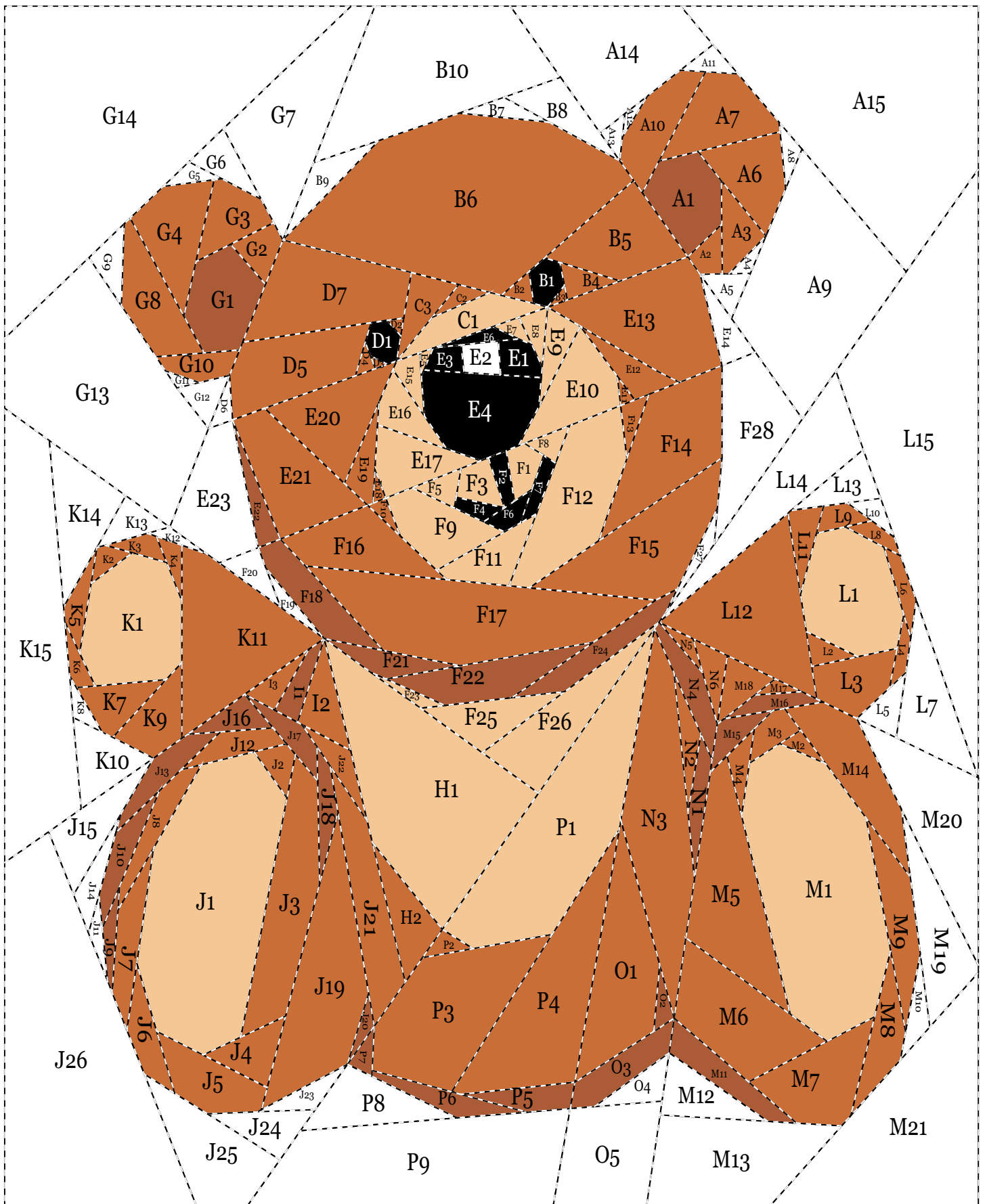


#4, used 25x, fabric 2 in

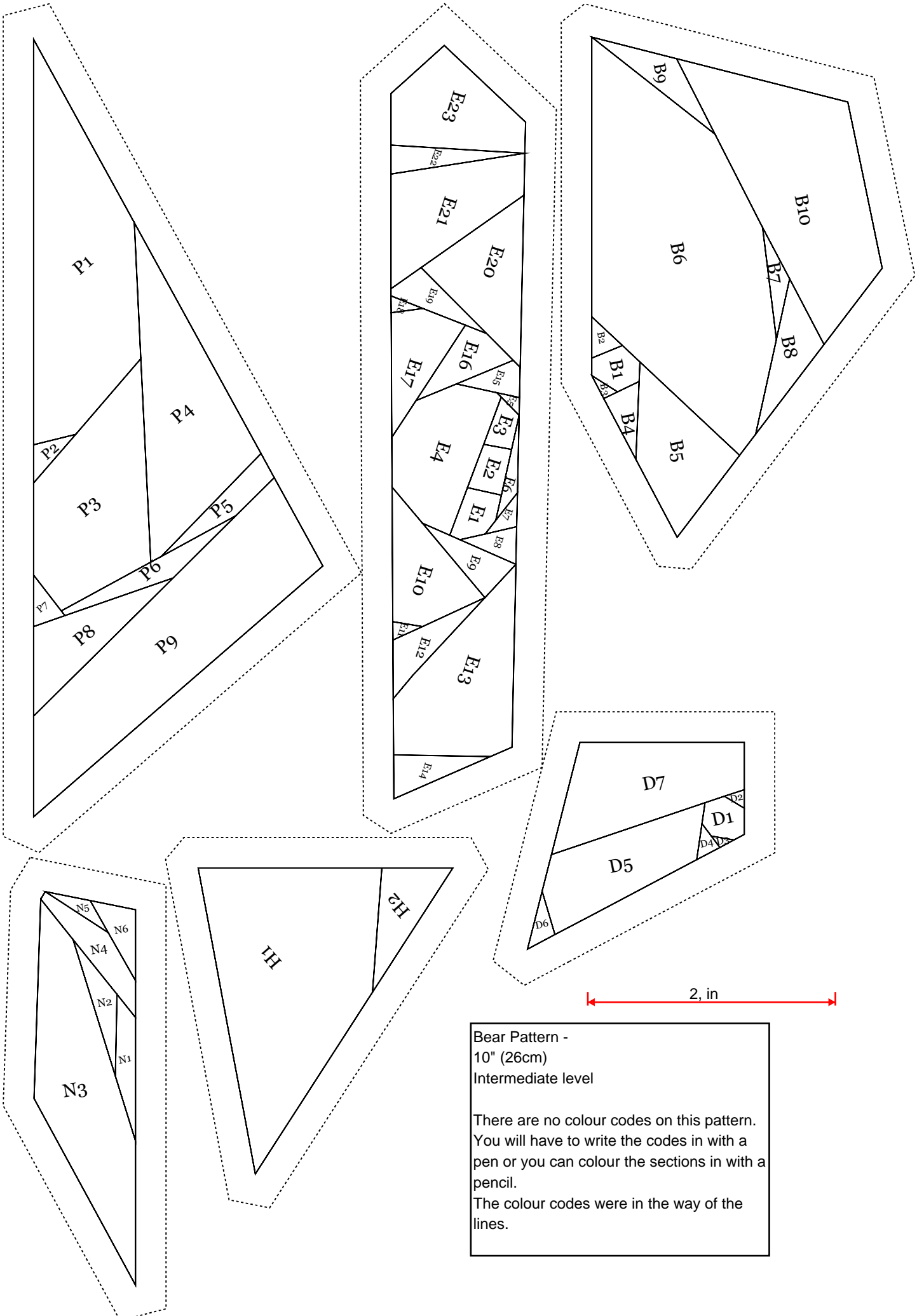


#5, used 10x, fabric 2 in

Bear Fabrics and colour numbering guide  
fabrics are based on a WOF of 43"



Bear Design Numbering guide



**Bear Pattern -**  
 10" (26cm)  
 Intermediate level

There are no colour codes on this pattern. You will have to write the codes in with a pen or you can colour the sections in with a pencil. The colour codes were in the way of the lines.

