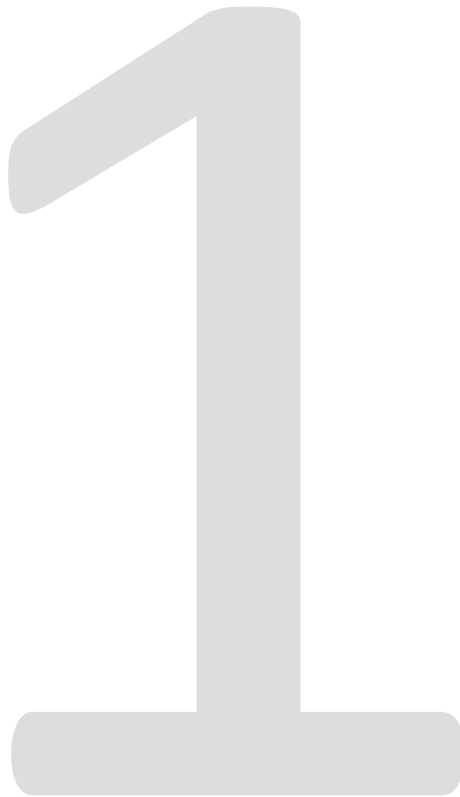
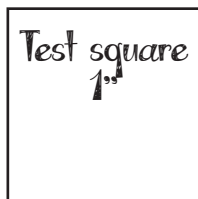


*Nap-Time Creations*

Pocket 1

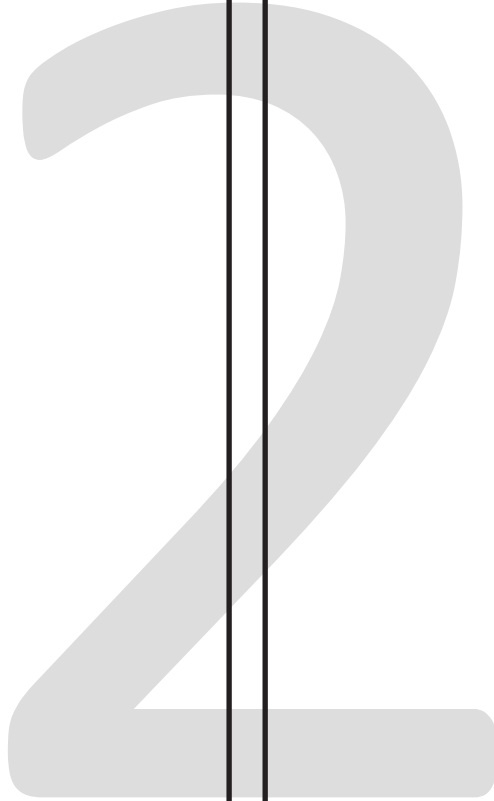
Cut 1 of accent fabric



*Nap-Time Creations*

Tote Main Body

Cut 2 of main fabric



3

*Nap-Time Creations*

Cut 1 for zippered pocket of main fabric

Cut 2 of accent fabric for marker/pencil slots

3 total



# *Nap-Time Creations*

## School Supplies Tote

### Full tutorial:

<http://nap-timecreations.com/2016/01/school-supplies-tote-free-pattern.html>

### Supplies Needed:

1/2 yrd fabric

1- 10" zipper

2" velcro cut in half

*Nap-Time Creations*

Tote Closure Straps  
Cut 2

*Nap-Time Creations*

Tote Handles  
Cut 2

7

8