


CONFERENCE ON INDUSTRIAL LASER PROCESSING

JNPLI 2016



28 & 29 JUNE 2016 – Château de Colonster (Liège - BELGIUM)

PRACTICAL INFORMATION



© CEWAC

LOCATION, TRAVEL, ACCOMMODATIONS

Organisers :



Sponsors :



Partners :



DIRECTIONS TO JNPLI

Adress

[Château de Colonster](#)

Liège University, Allée des Erables

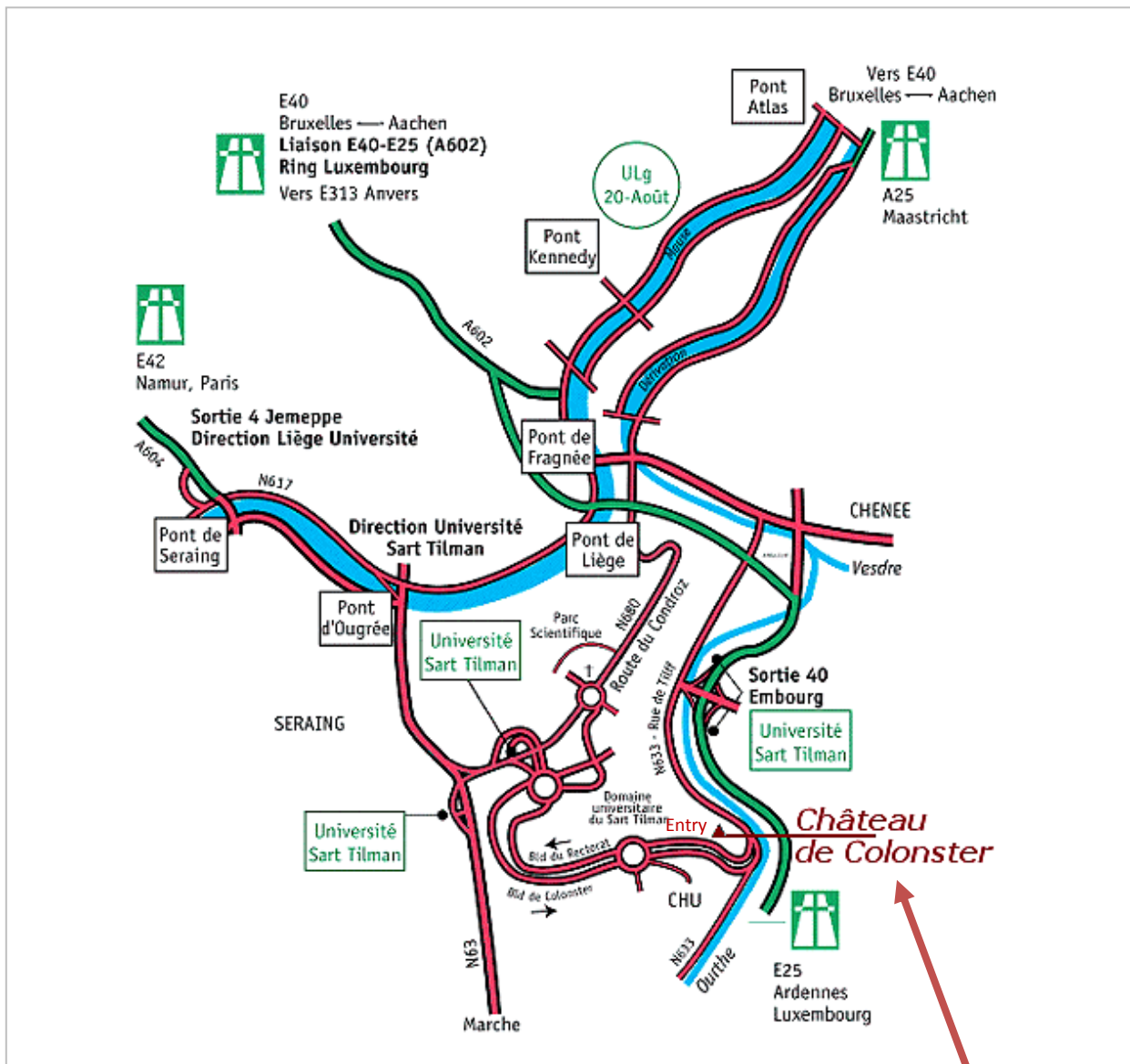
4000 Liège

Belgium

Contact

+32 (0)4 366 3020

info.colonster@ulg.ac.be



Bus transfers: [HERE](#)

JNPLI
2016



CHATEAU DE COLONSTER

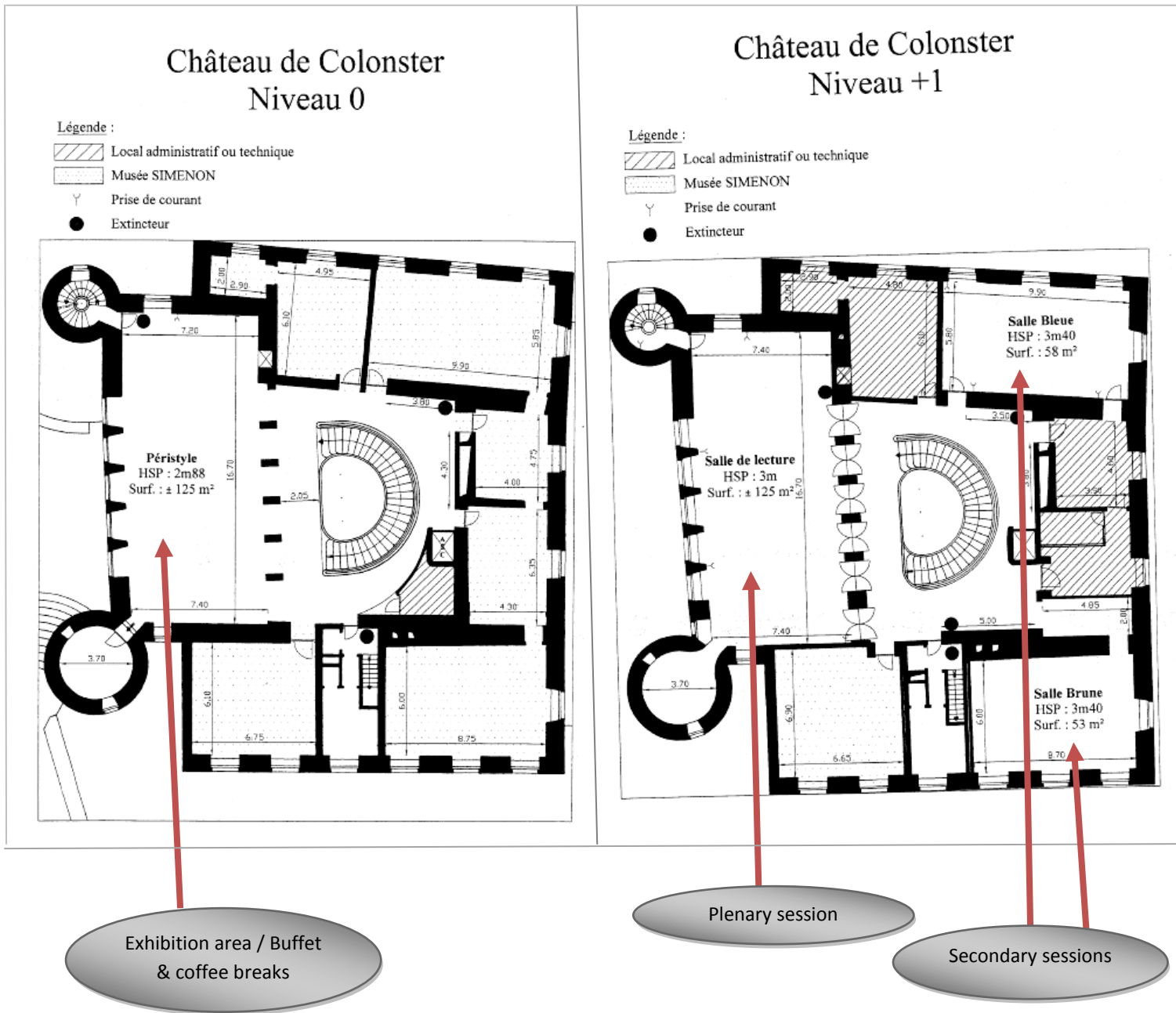


Reading Room



Peristyle

PLAN OF CHÂTEAU DE COLONSTER



ACCESS

Colonster Castle's entrance has three successive 9-centimetre steps and a 15-centimetre doorstep. Inside the Castle, all meeting and reception rooms are accessible by lift (1 m x 80 cm; door opening: 80 cm). The Crypt's entrance, on the other hand, has several steps.

BY ROAD

Colonster Castle is located in the southern part of the Sart Tilman University Campus, 2 minutes' drive from the E25 [motorway](#) and 10 kilometres from Liège.

Route from Brussels (E40 motorway) and Namur (E42 motorway): at the *Loncin* interchange, take slip road A602 to Luxembourg and the E25 motorway. Radar speed checks are constantly carried out along the E40-E25 junction, which follows a tunnel under the hill of *Cointe*, then the "*Pont de Liège*" (the Bridge to Liège) and another tunnel under the district of *Kinkempois*. Leave the E25 motorway and take exit #40 to "*Embourg*". Turn right to cross the river Ourthe, then left towards *Sart Tilman*. Finally, turn right and enter the University Campus via the *Boulevard du Rectorat*. You will find the *Allée des Érables* easily: it is a beautiful, tree-lined drive on your right.

Route from Maastricht (E25) and Aachen (E40): take the E40 motorway to Brussels up to the *Loncin* interchange. Then follow the route above.

Route from Luxembourg (E25): leave the [E25](#) motorway and take exit #40 to "*Embourg*". Take the bridge and cross the river Ourthe, then turn left towards *Sart Tilman*. Finally, turn right and enter the University Campus via the *Boulevard du Rectorat*. You will find the *Allée des Érables* easily: it is a beautiful, tree-lined drive on your right

BY PLANE

Brussels airport (*Informative timetable*)

ONE-WAY From ----- to Brussels	27/06		28/06		RETURN From Brussels to -----	29/06	
	Departure	Arrival	Departure	Arrival		Departure	Arrival
Paris	8h55	9h50	7h30	8h25	Paris	9h25	10h20
Marseille	6h40	8h30	9h00	10h45	Marseille	10h10	12h00
Lyon	11h35	12h50	6h55	8h15	Lyon	17h00	18h20
Nice	15h00	16h40	9h50	11h25	Nice	17h10	19h00
Bordeaux	13h15	14h45	7h05	9h45	Bordeaux	13h25	16h20
Strasbourg	11h55	12h55	11h55	12h55	Strasbourg	13h40	14h40
Montpellier	16h10	17h45	6h00	9h20	Montpellier	13h25	14h30
Lille	15h40	22h10	6h55	17h45	Lille	8h10	16h45

Directions to JNPLI from the airport

Transport	Time	Cost	Details
Rented car	~1h15	-	www.avis.be / www.europcar.be
Private car with driver	~1h15	-	www.directway.be / www.moderncar.com
Taxi	~1h15	-	Taxis are available from just outside the arrivals hall.

BY TRAIN

Liège train station (*Informative timetable*)

ONE-WAY From ----- to Liège	27/06		28/06		RETURN From Liège to -----	30/06	
	Departure	Arrival	Departure	Arrival		Departure	Arrival
Paris	15h50	18h11	5h55	8h11	Paris	17h49	20h05
Marseille	13h06	20h11	9h14	16h30	Marseille	17h01	23h24
Lyon	11h00	16h30	11h00	16h30	Lyon	18h01	19h26
Nice	11h04	20h11	6h02	16h30	Nice	14h01	23h05
Bordeaux	11h18	18h11	2h44	10h11	Bordeaux	15h01	21h42
Strasbourg	13h55	19h46	00h05	7h49	Strasbourg	20h04	7h04
Montpellier	13h20	20h11	9h27	17h01	Montpellier	17h01	23h51
Lille	16h30	18h11	6h08	9h01	Lille	19h01	21h51

Directions to JNPLI from the train station

15 minutes by car

BY PUBLIC TRANSPORTATION

Castle Colonster is unfortunately not served by public transport. The closest stop of [lines 48 and 58](#) is at the level of the Institute of Botany, about 600m, but there is no sidewalk and no hard shoulder along the Avenue of the Rectorat.

BY TAXI

- **Taxi Melkior** : +32 4 252 20 20
- **Taxis Guillemins** : +32 4 384 84 84 / +32 473 64 67 67
- **Fimaseb** : +32 497 06 97 44
- **Adria Taxis** : +32 498 78 91 72
- **Transervice** : +32 8 003 22 00

More contacts: [HERE](#)

CAR PARK

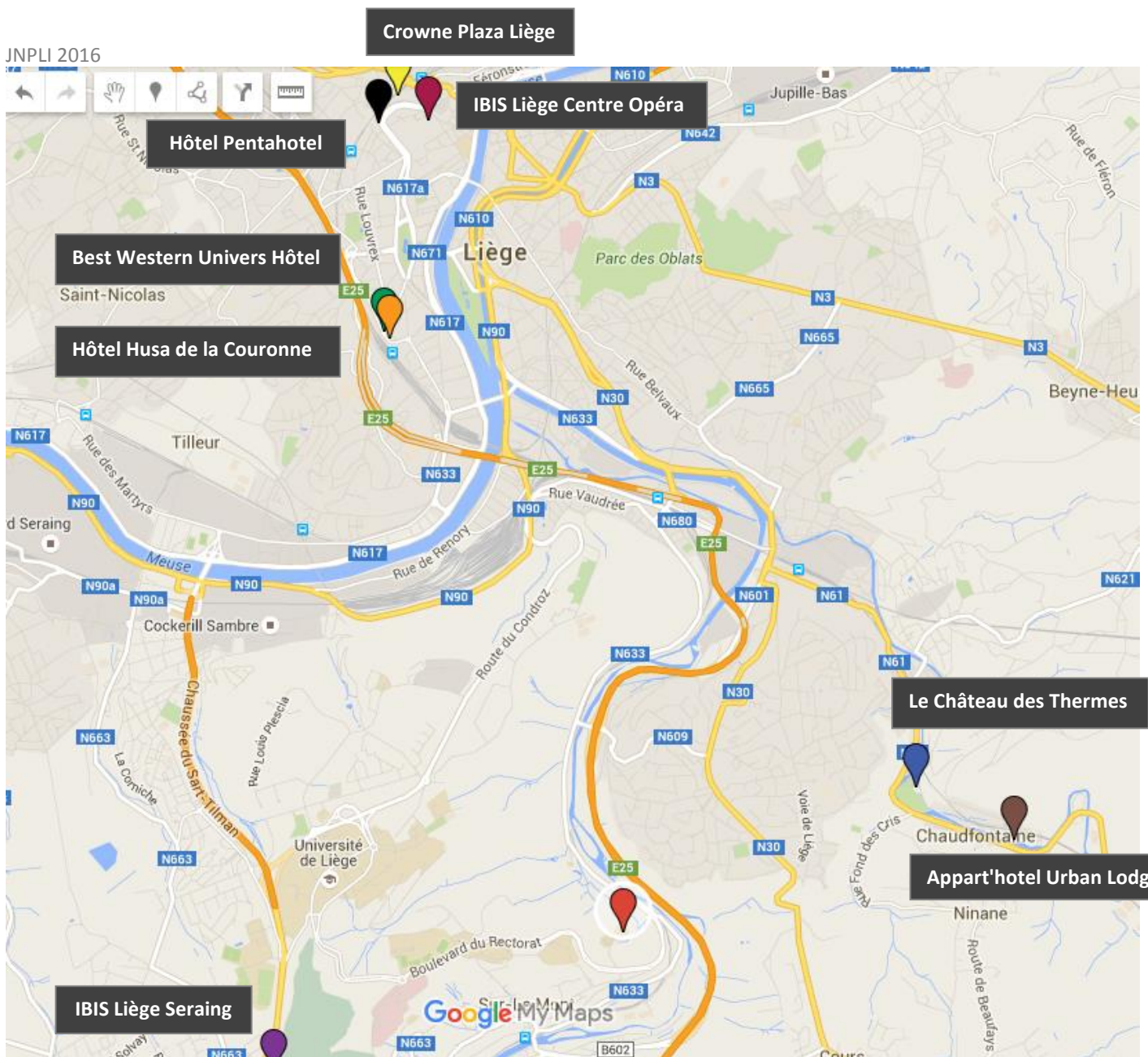
The Castle's car park can accommodate up to 150 cars. The car park is about 50 metres from Colonster Castle.

ACCOMMODATIONS

Warning: Accommodation costs are at your expense.

NAME	ADDRESS	PHONE NUMBER	WEBSITE	RATE
IBIS Liège Seraing	15 B Route du Condroz 4100 BONCELLES (10 minutes by car to « Château de Colonster »)	(+32)4/3385397	www.ibis.com/gb/hotel-3533-ibis-liege-seraing/index.shtml	~70 €/night
Best Western Univers Hôtel	Rue des Guillemins 116, 4000 LIEGE (15 minutes by car to « Château de Colonster »)	+32(0)4/254.55.55	www.hotelunivers.be/	~80 €/night
Hôtel Husa de la Couronne	Place des Guillemins 11 4000 LIEGE (15 minutes by car to « Château de Colonster »)	+32 (0) 4 340 30 00	www.hotelhusadelacouronne.be	~75 €/night
Château des Thermes	Rue Hauster 9 4050 CHAUDFONTAINE (10 minutes by car to « Château de Colonster »)	+32(0)4 367 80 67	www.chateaudesthermes.be/hotel	~150 €/night
Appart 'hôtel Urban Lodge	Esplanade 2D 4050 CHAUDFONTAINE (15 minutes by car to « Château de Colonster »)	+32 4 246 75 20	www.urbanlodge.be	~135 €/night
Hôtel Pentahotel	100, boulevard de la Sauveniere 4000 LIEGE (20 minutes by car to « Château de Colonster »)	+32 (0)4 221 7711	www.pentahotels.com	~97 €/night + breakfast
Crowne Plaza	Mont Saint Martin 9-11 4000 LIEGE (20 minutes by car to « Château de Colonster »)	+32 4 222 94 94	www.crowneplazaliege.be	~150 €/night

Note: You'll find the hotels' localization on the next page (page 8).



USEFUL LINKS

- Tourist office : www.liege.be/tourisme
- Hotel reservation : www.booking.com
- Liège's map : (1) (2)

CONTACTS

Club Laser et Procédés



John LOPEZ

President

+33 6 27 69 41 68

contact@laserenligne.fr

Fanny VOINSON

Communication assistant

+33 3 88 65 54 26

communication@laserenligne.fr