



1 Lire les heures


Pour demander l'heure, on dit : *What time is it ?*




It's four o'clock




It's five o'clock



It's nine o'clock



It's eight o'clock



It's seven o'clock



It's three o'clock


Rappel
Les nombres

- 1 : one
- 2 : two
- 3 : three
- 4 : four
- 5 : five
- 6 : six
- 7 : seven
- 8 : eight
- 9 : nine
- 10 : ten
- 11 : eleven
- 12 : twelve


1 Ecris l'heure qu'il est :



It's _____



_____ _____



_____ _____

2 Les différentes parties de la journée

in the morning, in the afternoon, at midday (midi), in the evening, at night, at midnight (minuit).

Le découpage de 0 à 24 est peu employé, sinon pour les horaires de transport (train ou avion). On préfère utiliser *a.m.* (ante meridiem) de 0 à 12 heures, et *p.m.* (post meridiem) de 12 à 24 heures.





midnight to midday = a.m.

midday to midnight = p.m.

midnight = 12.00 a.m.

midday = 12.00 p.m.

2 Relie l'heure aux moments de la journée



3 La chanson

① What time is it ?
 Look at the clock !
 Can you tell it ? It's eight o'clock
 Good morning, good morning, good morning
 It's time for breakfast !

② What time is it ?
 Look at the clock !
 Can you tell it ?
 It's one o'clock.
 Good afternoon, good afternoon, good afternoon
 It's time for lunch !

But not in France, not in France, not in France !

③ What time is it ?
 Look at the clock !
 Can you tell it ?
 It's six o'clock.
 Good evening, good evening, good evening
 It's time for dinner !

But not in France, not in France, not in France !

It's ten o'clock
 ... goodnight, goodnight,
 It's time to sleep
 ... goodnight, goodnight

But not in France, not in France, not in France !

3 Construis 3 phrases avec ces mots :

Time	8	is	time	what	?	it
's	It	o'clock	.	.	breakfast	for

- 1) _____
- 2) _____
- 3) _____

4 Lire les minutes




It's ten past seven




It's twenty past eight




It's five past ten



It's twenty-five to three

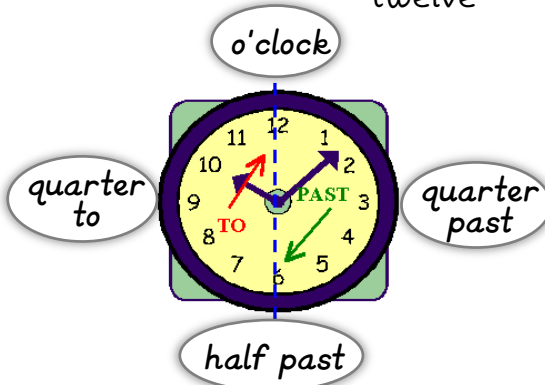


It's five to six



It's ten to twelve

Pour lire l'heure en anglais on lit d'abord les minutes et puis les heures. On insère le mot past entre les deux nombres jusqu'à la demi-heure (de 0 à 30) et to pour les minutes de 30 à 60.



Les nombres de 5 en 5

5 : five

10 : ten

15 : fifteen

20 : twenty

25 : twenty-five


30 : thirty




15, 30, 45

Pour 15 (et quart) et 45 (moins le quart) on utilise quarter


Pour 30 (et demi) on utilise half



It's quarter past one






It's quarter to nine





It's half past three

4 Ecris l'heure qu'il est :



It's _____



It's _____

5 Lire une bande dessinée.



5 Sur les horloges suivantes, dessine l'heure qu'il est dans les vignettes.

