






1- Colorie les dessins quand tu entends [p].

Opposition phonologique [p]/[b]

**2- Dessine autant de ronds que de syllabes orales.**

Retrouve la place du [p] dans les mots :

**3- Entoure les lettres p.**

P B D R P P q p d b p a p p
q p b d p p a q q p o h p
p b d p q p